

MARKET WATCH

APRIL 2026

1 APR. - 30 APR.

TABLE OF CONTENTS

NVESTIGATE
RESEARCH & ANALYSIS

THE TEAM

MARKET RESEARCH ANALYSTS

ISRAA NOURELDIN
ROLA MOUSTAFA

MARKET RESEARCH SUPERVISORS

MOHAMED SAYED
YASSEN MAHMOUD

MANAGEMENT


GENERAL MANAGER & BD DIRECTOR
SAFAA ABDEL BARY


DESIGN

ART DIRECTOR
MAGED KHATTAB

SENIOR GRAPHIC DESIGNER
WALAA EL HAGRASSY

12 Bavaria Compound – Ring Road –
Morshedy Tower First Floor

 (+202) 25650489

 (+20) 225172053

 info@invest-gate.me

 [investgateofficial](#)  [investgatemag](#)

 [Invest-Gate](#)  [investgate](#)  [invest.gate](#)

www.invest-gate.me



ABOUT INVESTGATE

THE VOICE OF REAL ESTATE

Invest-Gate is one of Egypt's leading real estate information platforms, widely recognized as "The Voice of Real Estate" for delivering credible news, expert insights, and comprehensive market intelligence across the Egyptian property sector.

Since its inception, Invest-Gate has successfully organized 27 high-level roundtable discussions, consistently introducing and debating forward-looking and emerging topics such as fractional real estate, Unlocking New Frontiers of Property Investment, and "The Post-Sales Era: Managing Projects, Communities & Cities" themes that reflect the evolving complexities of real estate strategy, operations, and investment in Egypt's market.

These roundtables bring together senior government officials, leading developers, investors, and industry experts to address key market dynamics and future growth strategies. In parallel, the platform publishes (4) in-depth analytical reports annually, in addition to more than 65 editions of its Market Watch series, offering data-driven insights, performance indicators, and sector analysis that support informed decision-making. Through its integrated approach combining journalism, research, and industry dialogue.

Invest-Gate continues to serve as a central knowledge hub and strategic connector within Egypt's real estate ecosystem.

For inquiries, email info@invest-gate.me.

ABOUT THIS REPORT

Egypt's real estate sector remains a primary engine of national economic growth and a cornerstone of urban transformation. Beyond its physical output, the industry acts as a strategic multiplier, driving large-scale capital investment and fostering resilience across a vast network of interconnected industries—from heavy infrastructure and building materials to financial services and retail.

As one of the most dynamic sectors of the national economy, real estate development reflects broader macroeconomic trends, government reform programs, and private-sector confidence. This report provides a comprehensive monthly analysis of the real estate sector, focusing on government achievements and initiatives, the execution of major national projects, Egypt's new cities' strategic progress, the expansion of the private sector, and key economic indicators shaping the investment climate.

OUR METHODOLOGY:

This report provides a monthly analysis of real estate sector updates based on verified data issued by Egypt's primary regulatory and governmental bodies, including the Cabinet, the Ministry of Housing, Utilities and Urban Communities (MHUC), the New Urban Communities Authority (NUCA), the Egyptian Exchange (EGX), the Central Bank of Egypt (CBE) & other relevant institutions.

Complementing this official data, the report integrates statements issued by private real estate developers. By monitoring press releases on construction progress, delivery timelines, investment values, capital expenditures, and any other updates related to the private projects

To ensure comprehensive monthly coverage for the real estate market updates, the report is organized into 4 integrated sections:



SECTION I

Government Achievements in the Real Estate Sector



SECTION II

Progress in Egypt's New Cities



SECTION III

Real Estate Developer Projects



SECTION IV

Economic Snapshot



GOVERNMENT ACHIEVEMENTS

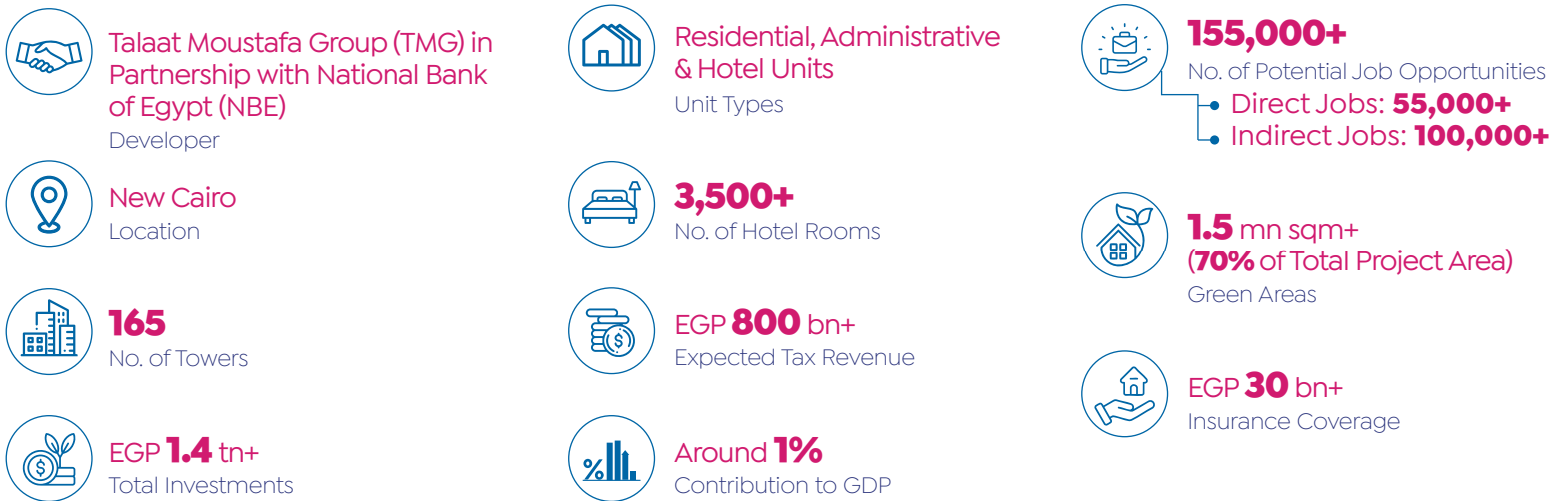
IN REAL ESTATE SECTOR

01 Government Achievements in REAL ESTATE SECTOR



STATE-LED STRATEGIC SUPPORT FOR THE REAL ESTATE SECTOR

THE SPINE PROJECT



DEVELOPMENT OF SINAI



INVESTMENTS OF CENTRAL AGENCY FOR RECONSTRUCTION



HOUSING PROJECTS

▶ BEDOUIN COMMUNITIES



Source: Cabinet

▶ URBAN DEVELOPMENT CLUSTERS IN RAFAH & SHEIKH ZUWEID



▶ SOCIAL HOUSING



GREAT TRANSFIGURATION



▶ ZAYTUNA DISTRICT DEVELOPMENT



PUBLIC INVESTMENTS PLAN



POTABLE WATER PROJECTS

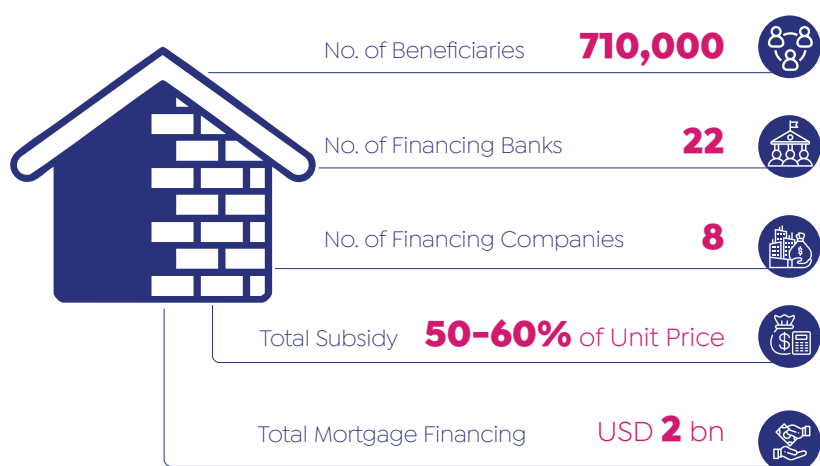
▶ NORTH SINAI



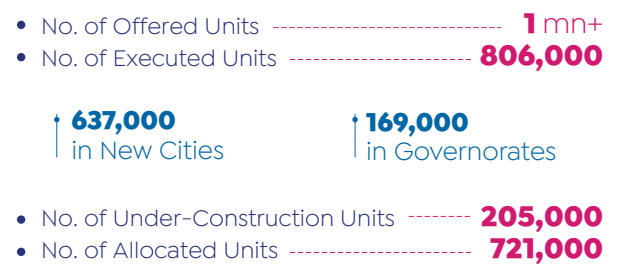
▶ SOUTH SINAI



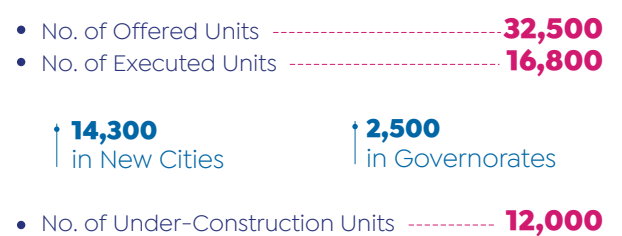
HOUSING FOR ALL EGYPTIANS INITIATIVE



FOR LOW-INCOME



FOR MIDDLE-INCOME

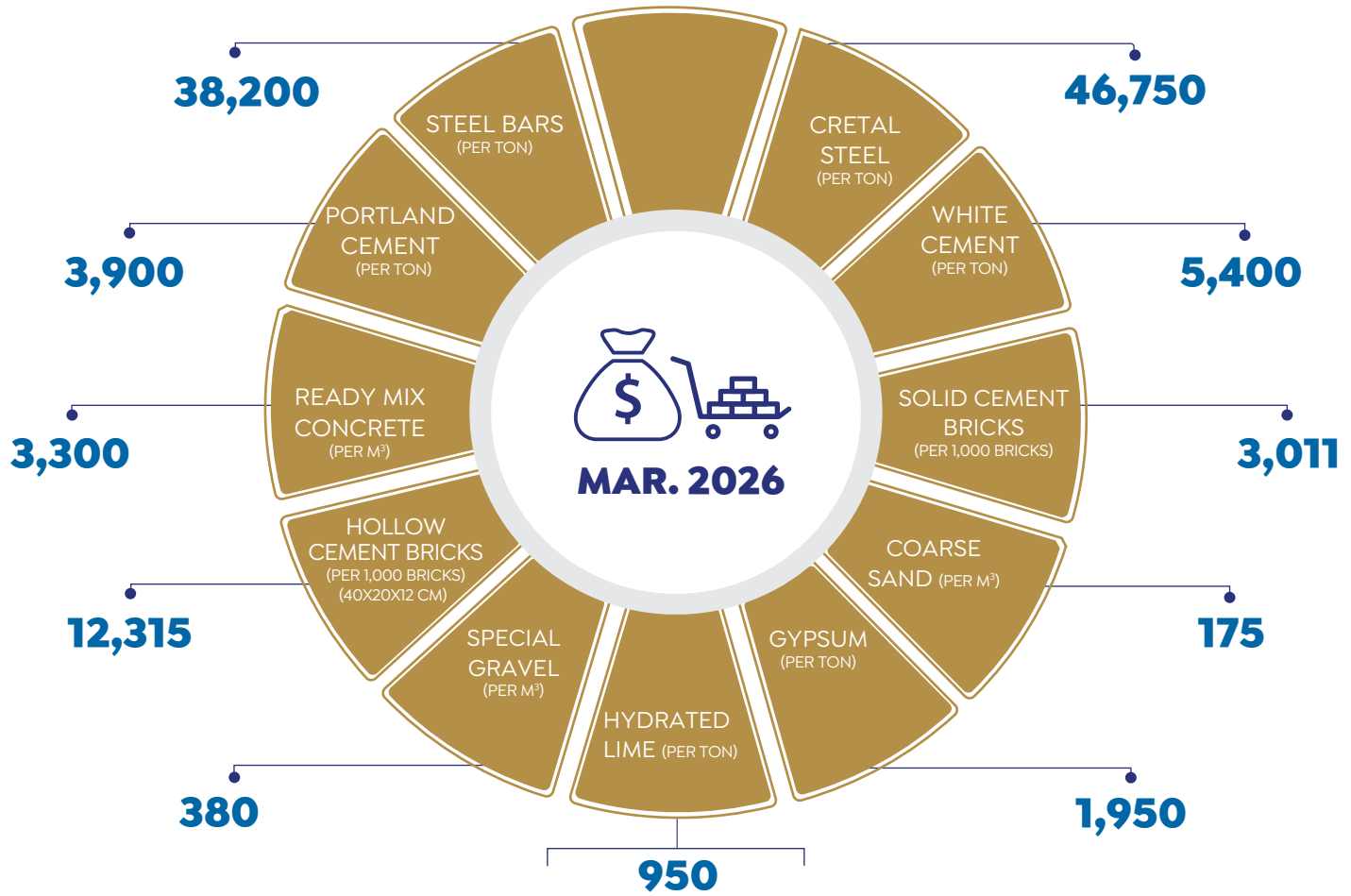


GREEN HOUSING



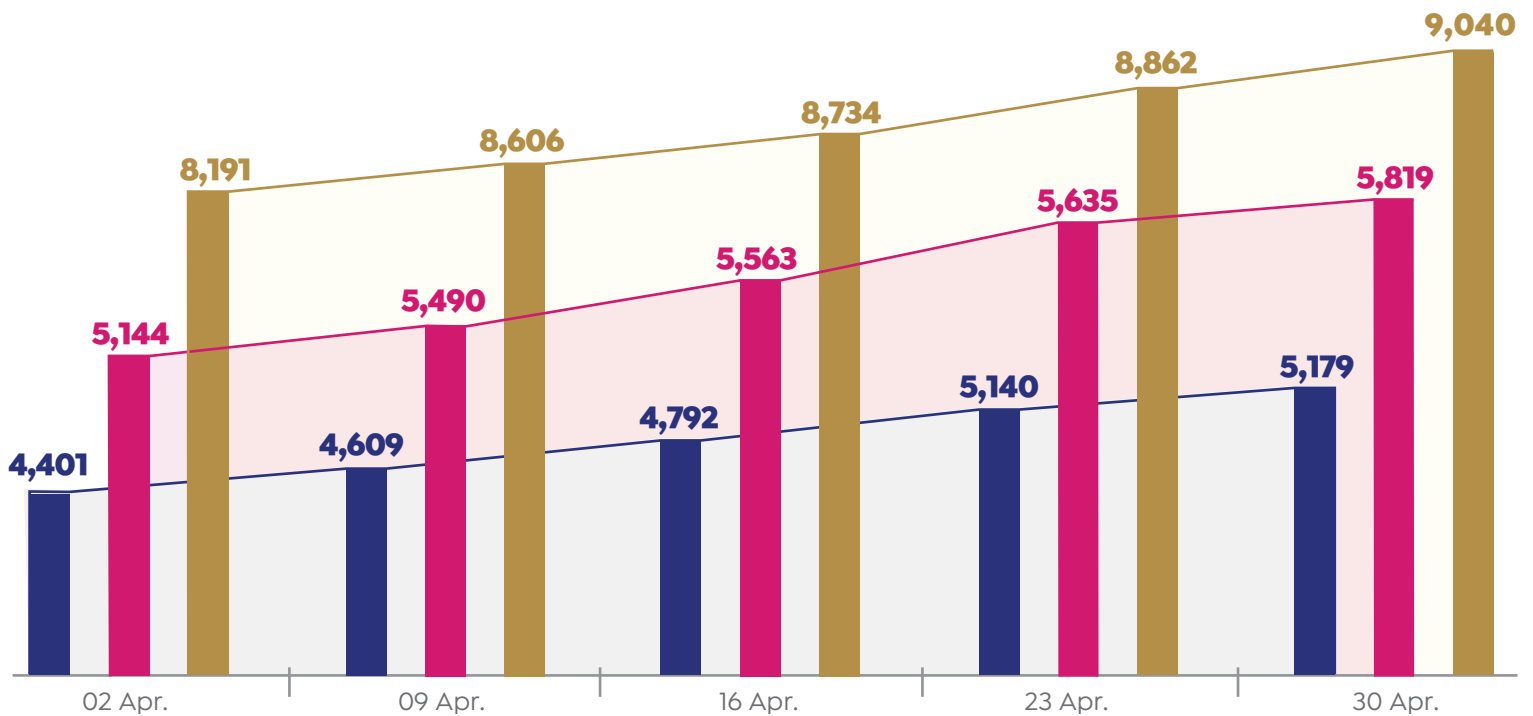
Source: Cabinet

PRICES OF CONSTRUCTION MATERIALS (EGP)



PERFORMANCE OF REAL ESTATE, CONSTRUCTION & BUILDING MATERIALS' INDICES IN EGX

■ REAL ESTATE
 ■ CONTRACTING & CONSTRUCTION ENGINEERING
 ■ BUILDING MATERIALS



Source: MHUC & EGX

The background features a light, faded image of palm trees. Overlaid on this are several large, overlapping geometric shapes in various shades of purple and blue, creating a modern, abstract design.

PROGRESS IN EGYPT'S

NEW CITIES

02

PROGRESS IN EGYPT'S NEW CITIES



NEW ALAMEIN

LATIN AREA

 **404** acres
AREA

 **196,286** sqm
SERVICE COMPLEX AREA

 **6**
NO. OF ZONES

 **65**
NO. OF RESIDENTIAL
COMPLEXES

 **178**
NO. OF BUILDINGS

 **10,597**
NO. OF HOUSING UNITS

MAZARINE

 **700** acres
AREA

 **7,956**
NO. OF HOUSING UNITS

 Chalets, Apartments
& Villas
UNIT TYPES

MARINA 8

 **104** acres
AREA

 **246**
NO. OF BUILDINGS

 **927**
NO. OF HOUSING UNITS

 Chalets, Apartments
& Villas
UNIT TYPES

 Underway with Very Advanced Completion Rate
CURRENT STATUS

M8 BY THE LAKE

 **1,183**
NO. OF HOUSING UNITS

 Apartments & Villas
UNIT TYPES

NEW CAPITAL (NC)

CENTRAL BUSINESS DISTRICT (CBD)

▶ MIXED USE TOWERS



806,000 sqm
AREA



80-175 m
HEIGHT

▶ CRESCENT TOWERS



4 Connected Towers
NO. OF TOWERS

▶ 5 RESIDENTIAL TOWERS



102,000 sqm
AREA



152-200 m
HEIGHT



1,700
NO. OF HOUSING UNITS

▶ ICONIC TOWER



266,000 sqm
AREA



400 m
HEIGHT



NO. OF FLOORS

40 Floors for Administrative Units

10 Floors for Hotel Apartments
(**52** Apartments)

30 Floors for Hotel (**183** Rooms)

NEW CAIRO

NOZHA 3RD SETTLEMENT PROJECT



30

NO. OF EXECUTED & DELIVERED
BUILDINGS



600

NO. OF EXECUTED & DELIVERED
HOUSING UNITS



96

NO. OF UNDERWAY
HOUSING UNITS

OCTOBER GARDEN

VALERA GARDENS

▶ PHASE I



750

NO. OF DELIVERED HOUSING UNITS

▶ PHASE II



1,179

NO. OF HOUSING UNITS



Units are Ready to be Delivered
CURRENT STATUS

NEW OBOUR

HOUSING FOR ALL EGYPTIANS INITIATIVE

▶ 15TH NEIGHBOURHOOD



705

NO. OF BUILDINGS

▶ 16TH NEIGHBOURHOOD



433

NO. OF BUILDINGS

▶ 13TH NEIGHBOURHOOD "GREEN BUILDINGS"



180

NO. OF BUILDINGS



3,924

NO. OF HOUSING UNITS

SADAT

HOUSING FOR ALL EGYPTIANS INITIATIVE

▶ GREEN BUILDING

| PHASE VI



82

NO. OF BUILDINGS



1,968

NO. OF HOUSING UNITS



Underway with Very Advanced Completion Rate
CURRENT STATUS

15TH MAY

HOUSING FOR ALL EGYPTIANS INITIATIVE

▶ FOR MIDDLE-INCOME



El-Narges & 290-acre Area Extension

LOCATION



91

NO. OF UNDERWAY BUILDINGS



2,184

NO. OF UNDERWAY HOUSING UNITS

▶ FOR LOW-INCOME



465

NO. OF UNDERWAY BUILDINGS



11,160

NO. OF UNDERWAY HOUSING UNITS



90 sqm

UNITS AREA

OBOUR

LUXURY HOUSING PROJECT (ZELAL)

 **10 acres**
AREA

 **11**
NO. OF BUILDINGS

 **286**
NO. OF HOUSING UNITS

 **Ground, 5 Floors & Penthouse**
NO. OF FLOORS

 **114-227 sqm**
UNITS AREA

NEW ASSUIT

DIARNA PROJECT

▶ PHASE I

 **1,304-acre Area**
LOCATION

 **5**
NO. OF BUILDINGS

 **130**
NO. OF HOUSING UNITS

NEW SUEZ

DIARNA PROJECT

▶ PHASE I

 **5**
NO. OF BUILDINGS

 **130**
NO. OF HOUSING UNITS

 **105-155 sqm**
UNITS AREA

 **Ground, 5 Floors & Penthouse**
NO. OF FLOORS

BADR

ZAHRAT EL-ASSIMA PROJECT

▶ PHASE IV

 **268 acres**
AREA

 **463**
NO. OF BUILDINGS

 **11,000+**
NO. OF HOUSING UNITS

 **103-123 sqm**
UNITS AREA

NEW OCTOBER

HOUSING FOR ALL EGYPTIANS INITIATIVE

▶ PHASE VI

 **West Airport Zone**
LOCATION

 **55,056**
NO. OF HOUSING UNITS

DIARNA PROJECT

 **494**
NO. OF HOUSING UNITS

 **Underway with Very Advanced Completion Rate**
CURRENT STATUS

REAL ESTATE DEVELOPER

PROJECTS



REAL ESTATE DEVELOPER PROJECTS



NEW RESIDENTIAL PROJECTS / 3 PROJECTS

WESTERA

Developer: Kastoria Developments



October Gardens
LOCATION



11 acres
AREA



EGP 7 bn
INVESTMENTS



17
NO. OF BUILDINGS



81-212 sqm
UNITS AREA



One to Four Bedrooms Units
UNIT TYPES

NEW PROJECT (NAME: N/A)

Developer: New Event Developments



New Capital (NC)
LOCATION



38 acres
AREA

THE HILLAGE

Developer: Madaar Developments



Sheikh Zayed City
LOCATION



100 acres
AREA



EGP 15 bn+
INVESTMENTS



1,000
NO. OF RESIDENTIAL UNITS



Standalone Villas, Twin Houses, Townhouses, Serviced Apartments & Residential Buildings
RESIDENTIAL UNIT TYPES



NEW COASTAL PROJECTS / 2 PROJECTS

AT

Developer: Liberty Developments



kilo 127, Sidi Abdel Rahman, North Coast
LOCATION



105 acres
AREA



3 Hotels, Aqua Park (30,000 sqm), Tennis & Padel Courts, Running & Cycling Tracks, Outdoor Fitness Areas, Restaurants & Cafés
FACILITIES

MONTERRA BAY

Developer: *Monterra Developments*

 **North Coast**
LOCATION

 **55 acres**
AREA

 **EGP 25 bn**
TOTAL INVESTMENTS

 **1,440**
NO. OF RESIDENTIAL UNITS

 **100-135 sqm**
UNITS AREA

 **Two & Three-Bedrooms Chalets**
UNIT TYPES

 **Within 3 Yrs**
DELIVERY DATE OF PHASE I

NEW MIXED-USE PROJECTS / 6 PROJECTS

CITYSTARS PARK ST.

Developer: *Sky Innovo Developments*

 **New Cairo**
LOCATION

 **140,000 sqm**
AREA

 **560,000 sqm**
BUA

 **EGP 100 bn+**
TOTAL INVESTMENTS

 **Commercial, Administrative & Hospitality Units**
UNIT TYPES

 **Parking Spaces, Retail, Food & Beverage Destination**
FACILITIES

GANOUB HUB

Developer: *Matter Makers*

 **South Academy, New Cairo**
LOCATION

 **3,076 sqm**
AREA

 **Basement, Ground & 3 Floors**
NO. OF FLOORS

 **Commercial & Administrative Units**
UNIT TYPES

BARAH RESIDENCE

Developer: *HIG Developments*

 **October Gardens**
LOCATION

 **8 acres**
AREA

 **Residential & Hotel Units**
UNIT TYPES

 UNITS AREA
Residential Units: 70-170 sqm
Hotel Units: 35-45 sqm

 **Shopping Mall, Hotel, Swimming Pools, Jogging & Cycling Track, Kids Area, Fountains & Green Areas**
FACILITIES

MOQATTAM BUSINESS COMPLEX

Developer: *El Mahfouz Developments*

 **Mokattam, East Cairo**
LOCATION

 **Commercial & Administrative Units**
UNIT TYPES

 **Starting from → 65 sqm**
UNITS AREA

 **Hypermarket (1,100 sqm)**
FACILITIES

Source: Developers' Official Statements

PALENCIA PLAZA

Developer: K Developments



El-Shorouk City
LOCATION



6,000 sqm
AREA



EGP 1.5 bn
INVESTMENTS



Commercial, Administrative & Medical Units
UNIT TYPES



Ground & 3 Floors
NO. OF FLOORS



UNITS AREA
Commercial Units: **35-290 sqm**
Administrative Units: **34-96 sqm**
Clinics: **29-235 sqm**

VALLIS

Developer: Sky Abu Dhabi Developments



6th Settlement, New Cairo
LOCATION



75 acres
AREA



EGP 20 bn
INVESTMENTS



Residential & Commercial Units
UNIT TYPES



Apartments (1 to 3 Bedrooms), Duplexes, Penthouses, Townhouses & Standalone Villas
RESIDENTIAL UNIT TYPES



1,800+
NO. OF RESIDENTIAL UNITS



PROJECTS UNDERWAY / 25 PROJECTS

ÈLM TREE

Developer: ÈLM Developments



6th of October City
LOCATION



58 acres
AREA



Apartments & Duplexes
RESIDENTIAL UNIT TYPES



Within 3 Yrs
DELIVERY DATE

THE COMMERCIAL HUB



18 acres
AREA



35,700 sqm
BUA



13
NO. OF BUILDINGS



EGP 4 bn+
EXPECTED SALES



Administrative Offices, Clinics, Retail Spaces & Restaurants
UNIT TYPES

FRONTGATE

Developer: CCR Developments



MU23, New Capital (NC)
LOCATION



4,055 sqm
AREA



Commercial & Administrative Units
UNIT TYPES



CURRENT STATUS
Construction Work is Completed
Starting to Deliver Units Soon

Source: Developers' Official Statements

SARAI

Developer: Madinet Masr

 Cairo-Suez Road & Al-Amal Axis
LOCATION

 **5.5 mn sqm**
AREA

 Apartments, S-Villas, Townhouses & Others
RESIDENTIAL UNIT TYPES

DAY 2 NIGHT (D2N)

 **21,720 sqm**
AREA

 UNITS AREA
Clinics: **42-217 sqm**
Retail: **44-300 sqm**
Offices: **46-252 sqm**

 Commercial, Administrative & Medical Units
UNIT TYPES

THE CORE

Developer: CCR Developments

 MU23, New Capital (NC)
LOCATION

 Commercial & Administrative Units
UNIT TYPES

 Construction Work is Underway
CURRENT STATUS

NAIA BAY

Developer: NAIA Developments

 Ras El-Hekma, North Coast
LOCATION

PHASE I

 **95%**
CONSTRUCTION COMPLETION RATE

 Units are Delivered
CURRENT STATUS

CITALIA

Developer: Valero Developments

 New Obour City
LOCATION

 **13 acres**
AREA

 Within **3.5 Yrs** from Launching
DELIVERY DATE

CIRCLE 9 MALL

Developer: Valero Developments

 Obour City
LOCATION

 Commercial & Medical Units
UNIT TYPES

 COMPLETION RATE
Concrete Work: **100%**
External Finishes: **90%**

WHITE MALL

Developer: Valero Developments

 **2,500 sqm**
AREA

 Commercial & Medical Units
UNIT TYPES

 Basement, Ground & **2 Floors**
NO. OF FLOORS

NAIA WEST

Developer: NAIA Developments

 **Sheikh Zayed**
LOCATION

PHASE I

 **90%**
CONSTRUCTION
COMPLETION RATE

 **UNITS AREA**
Units will be Delivered
in **2026**
Construction of **100** Units
is Completed

MEETING POINT PLAZA

Developer: Al Oula Developments

 **Hadayek Al Ahram**
LOCATION

 **Commercial,
Administrative & Medical
Units**
UNIT TYPES

 **Parking (6,000 sqm+),
Hypermarket (2,000 sqm),
Dedicated Gold, Bazaar
Zone & Designated Retail
Area**
FACILITIES

 **Construction Work is
Completed**
CURRENT STATUS

BELLE VIE

Developer: Emaar Misr

 **Sheikh Zayed City**
LOCATION

 **500 acres**
AREA

 **EGP 63 bn**
TOTAL INVESTMENTS

 **Apartments, Standalone
Villas & Townhouses**
RESIDENTIAL UNIT TYPES

 **UNITS AREA**
Apartments: Starting
from **-> 85 sqm**
Standalone Villas:
Starting from **-> 205 sqm**
Townhouses: Starting
from **-> 183 sqm**

 **2026**
DELIVERY DATE

 **Launching New
Residential Units**
CURRENT STATUS

MIURA NEW ZAYED

Developer: Al Oula Developments

 **New Sheikh Zayed
City**
LOCATION

 **Villas**
UNIT TYPES

 **Starting from
-> 275 sqm**
VILLAS AREA

 **40%+**
CONSTRUCTION COMPLETION
RATE

SEASHORE

Developer: Hyde Park Developments

 **kilo 210, Ras El-Hekma, North Coast**
LOCATION

 **90%+**
COMPLETION RATE

 **2026**
DELIVERY DATE

SHORE RESIDENCES

 **6**
NO. OF RESIDENTIAL
BUILDINGS




 **Each Building:
Ground & 5 Floors**
NO. OF FLOORS

 **Standard Chalets
(1 Bedroom), Signature
Chalets (2 Bedrooms)
& Prime Chalets**
UNIT TYPES

 **UNITS AREA**
Standard Chalets: **62-67 sqm**
Signature Chalets: **87-90 sqm**
Prime Chalets: **104-121 sqm**






101

Developer: El Attal Holding

 Mostakbal City LOCATION	 101 acres (424,200 sqm) AREA
 EGP 20 bn+ INVESTMENTS	 Residential & Commercial Units UNIT TYPES
 Luxury Apartments & Villas RESIDENTIAL UNIT TYPES	 20%+ CONSTRUCTION COMPLETION RATE
 Social Hubs, Health & Sports Clubs & World-Class Clubhouse FACILITIES	







LUGANO GALALA

Developer: AOG Developments

 Ain Sokhna LOCATION	 40 acres AREA
 2028 DELIVERY DATE	 40%+ CONSTRUCTION COMPLETION RATE OF PHASE I
 Beach Club House, Swimming Pools, Sports Courts & Padel Courts, Kids' Areas, Hotels, Commercial Center, Restaurants & Others FACILITIES	




ZED EAST

Developer: Ora Developers

 New Cairo LOCATION	 332 acres AREA
 Duplexes, Villas, Twin Houses & Townhouses RESIDENTIAL UNIT TYPES	 NO. OF RESIDENTIAL UNITS Multi-Family Units: 5,379 Standalone Homes: 1,000
 Administrative Space (126,193 sqm), Retail Areas (22,288 sqm), Cinema(4,833 sqm) & Sports Club (40 acres) FACILITIES	
 CURRENT STATUS Starting to Deliver Phase I (Sage Phase) Completion Rate of External Finishes: 95%	

REWAYA

Developer: SIAC Developments

 EI-Nozha St., Sheikh Zayed LOCATION
 17 acres AREA
 71,000 sqm BUA
 EGP 5 bn TOTAL INVESTMENTS
 Apartments, Duplexes & Twin Villas RESIDENTIAL UNIT TYPES

VIE COLLECTIVE

Developer: VIE Communities

 New Cairo LOCATION
 EGP 10 bn CONSTRUCTION COST
 Apartments, Villas, Twin Houses & Townhouses UNIT TYPES OF PHASE I

THE LOFT RESIDENCE COMPOUND

Developer: Livingyards

 New Capital (NC) LOCATION
 22.5 acres AREA
 900 NO. OF RESIDENTIAL UNITS
 78-434 sqm UNITS AREA
 Starting to Deliver Units CURRENT STATUS

Source: Developers' Official Statements

PALENCIA AL SHOROUK

Developer: K Developments

 **El-Shorouk City**
LOCATION

 **10.5 acres**
AREA

 **EGP 3 bn**
INVESTMENTS

 **17**
NO. OF RESIDENTIAL BUILDINGS

 **70%**
COMPLETION RATE OF PHASE I

 **EGP 2 bn**
TARGET SALES IN 2026

ROSAIL CITY

Developer: Khaled Sabry Developments

 **Mostakbal City**
LOCATION

 **61 acres**
AREA

WATERSIDE VILLAS PHASE

 **20 acres**
AREA

 **225**
NO. OF UNITS

 **Lakehouse Villas, Standalone Villas, Twin Houses & Townhouses**
RESIDENTIAL UNIT TYPES

 **200-360 sqm**
UNITS AREA

G WEST

Developer: Engineers Developments

 **Sheikh Zayed City**
LOCATION

 **10 acres**
AREA

 **EGP 2 bn**
INVESTMENTS

 **EGP 4.5 bn**
TARGET SALES

 **Apartments & Penthouses**
UNIT TYPES

 **Multiple Swimming Pools, Children's Play Areas, Jogging & Cycling Tracks, Relaxation & Yoga Zones, Commercial Mall & Others**
FACILITIES

SOLAY

Developer: Livingyards

 **Golden Square Area, New Cairo**
LOCATION

 **31 acres**
AREA

 **Commercial, Administrative & Entertainment Hub**
UNIT TYPES

ISLA

Developer: Delta Capital for Urban Development (DCUD)

 **New Mansoura**
LOCATION

 **334 acres**
AREA

 **EGP 15 bn**
ACHIEVED SALES OF PHASE I IN 2025

MV 1.1

Developer: Mountain View

 **Fifth Settlement, New Cairo**
LOCATION

 **127 acres**
AREA

 **900+**
NO. OF RESIDENTIAL UNITS

 **Serviced Apartments, Villas & I Villa**
RESIDENTIAL UNIT TYPES

 **Approaching Commencement of Delivery Work**
CURRENT STATUS

The background of the cover features a blurred image of palm trees. Overlaid on this are several large, overlapping geometric shapes in shades of purple and blue, creating a modern, abstract design. The text 'ECONOMIC SNAPSHOT' is centered in a bold, pink font.

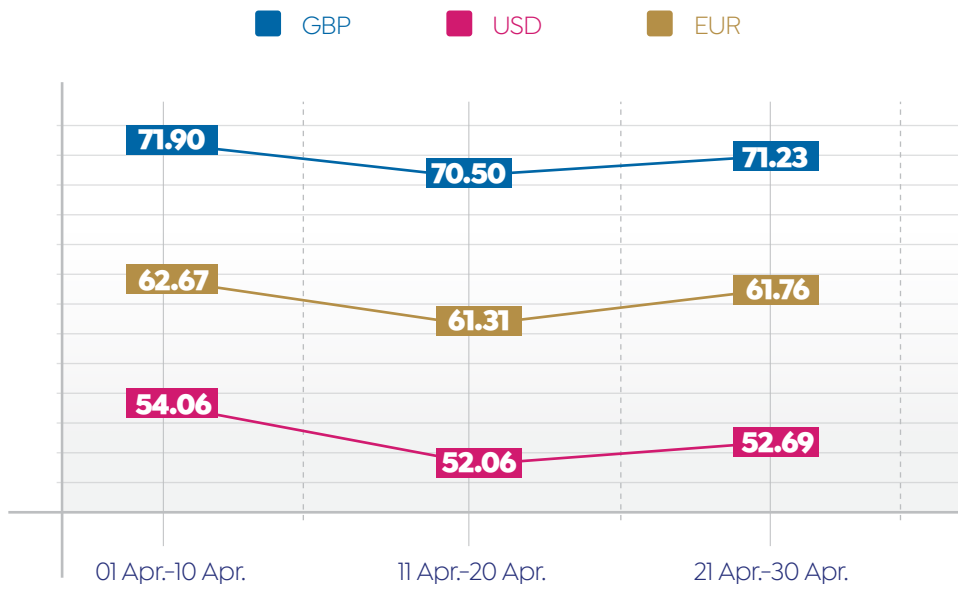
ECONOMIC SNAPSHOT



ECONOMIC SNAPSHOT

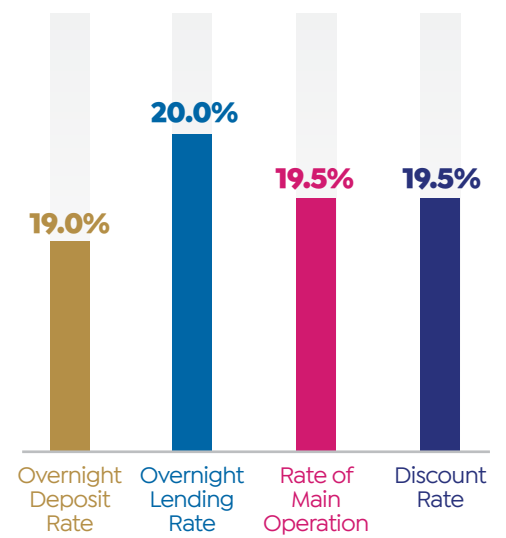


EXCHANGE RATES

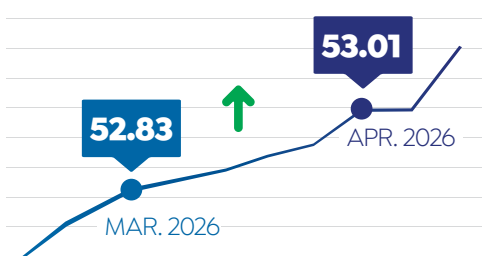


INTEREST RATES

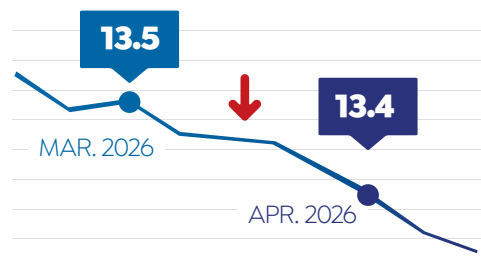
* MPC Meeting was Held on Apr. 2, 2026



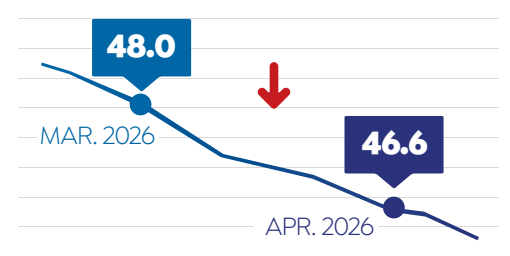
NET INTERNATIONAL RESERVES (USD BN)



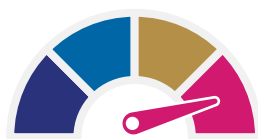
ANNUAL HEADLINE INFLATION RATE (%)



PURCHASING MANAGERS' INDEX (PMI)



EGYPT CREDIT RATING



RATING

OUTLOOK

Caa1

MOODY'S

Positive

B

S&P GLOBAL

Stable

B

FITCH

Stable

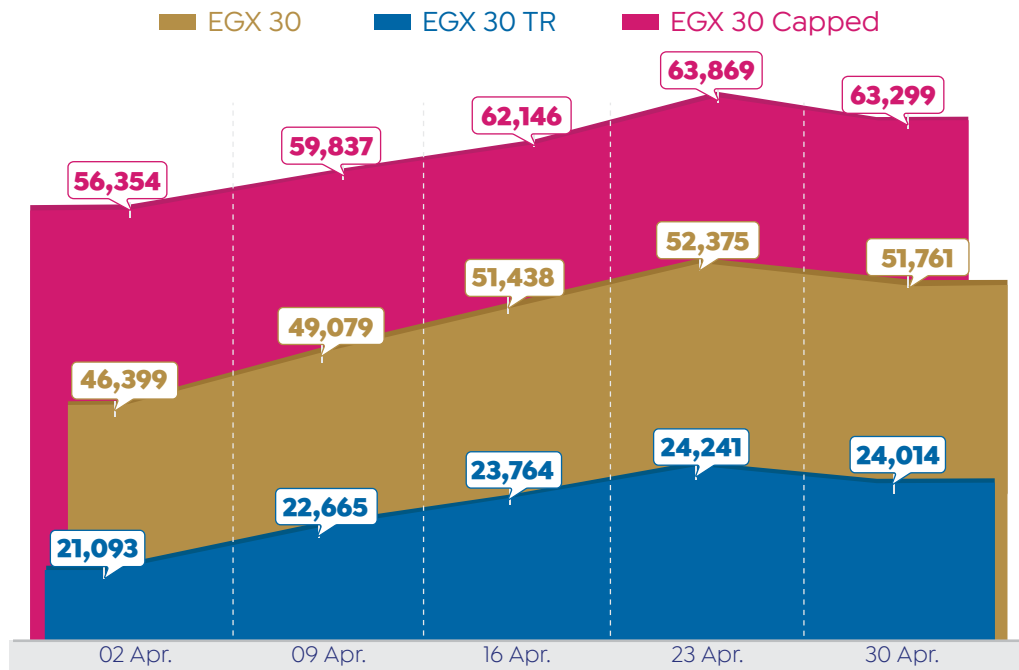
* According to Last Review Date on Apr. 03,2026

* According to Last Review Date on Apr. 10,2026

* According to Last Review Date on Oct. 10,2025

Source: CBE, CAPMAS, Moody's, S&P Global & Fitch

EGX INDICATORS



EGX 35 LV

02 Apr.	5,313
09 Apr.	5,456
16 Apr.	5,588
23 Apr.	5,697
30 Apr.	5,759

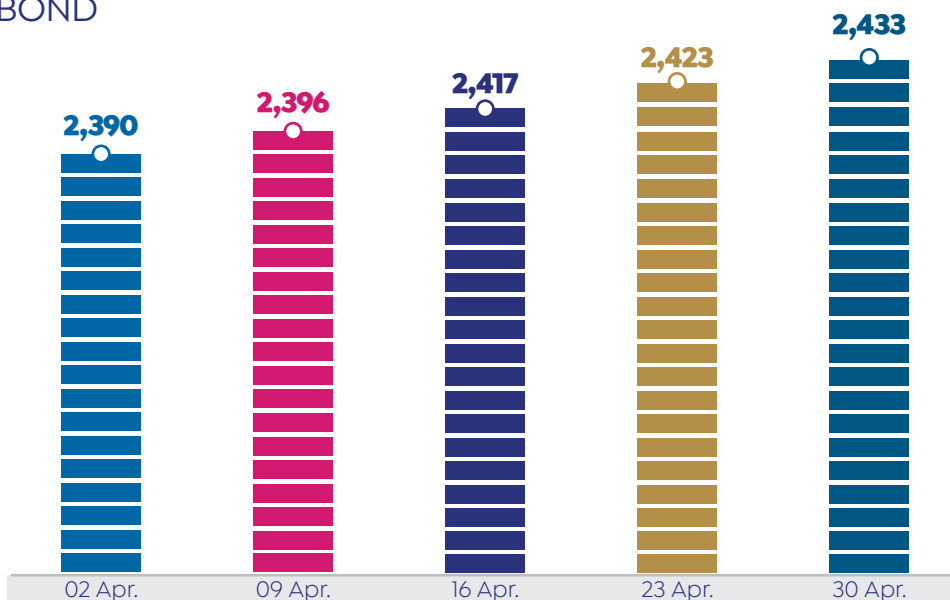
EGX 70 EWI

02 Apr.	12,754
09 Apr.	12,993
16 Apr.	13,385
23 Apr.	13,819
30 Apr.	14,029

EGX 100 EWI

02 Apr.	17,725
09 Apr.	18,188
16 Apr.	18,749
23 Apr.	19,351
30 Apr.	19,592

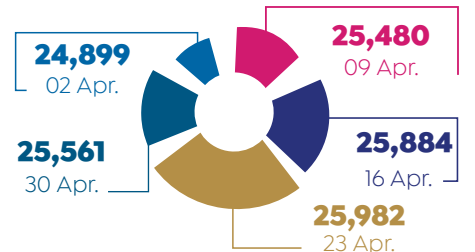
T-BOND



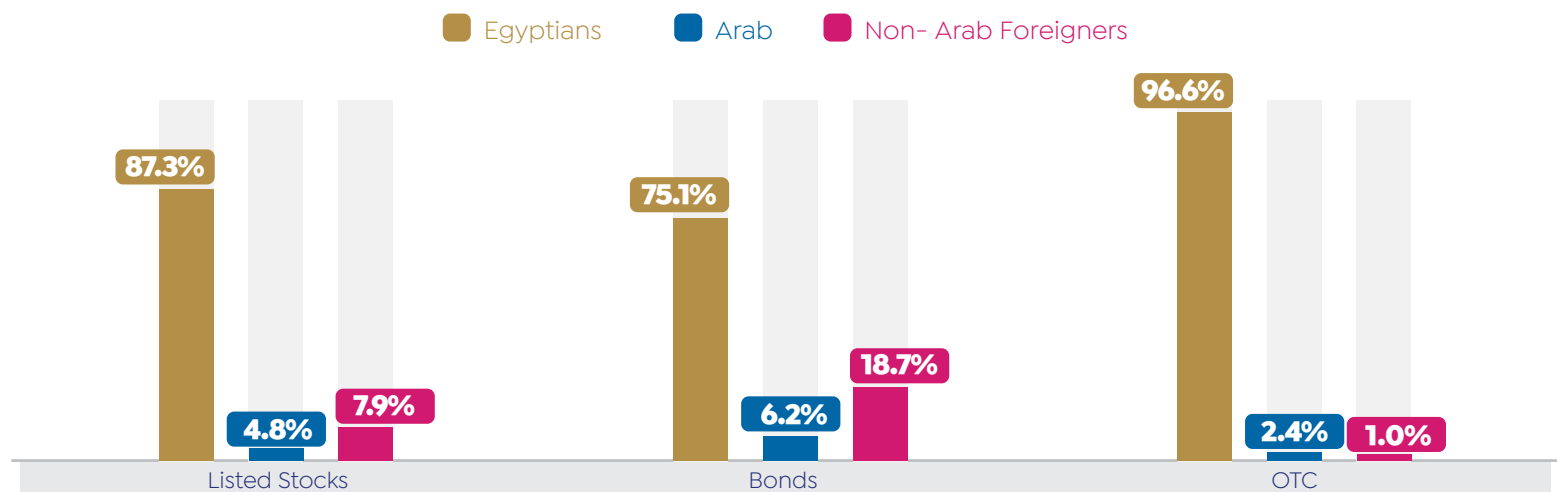
EGX 33 SHARIAH



TAMAYUZ



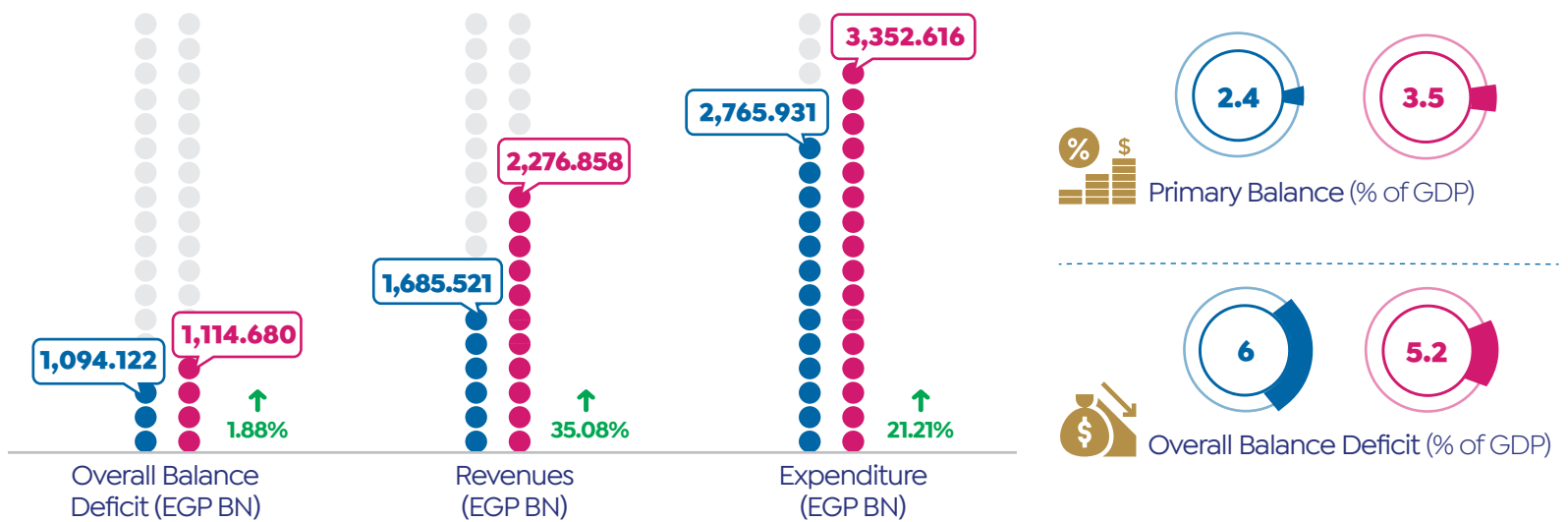
TOTAL INVESTORS' TRADING ACTIVITIES BY MARKETS DURING APR. 2026 (INC. DEALS)*



* Total Buy + Sell

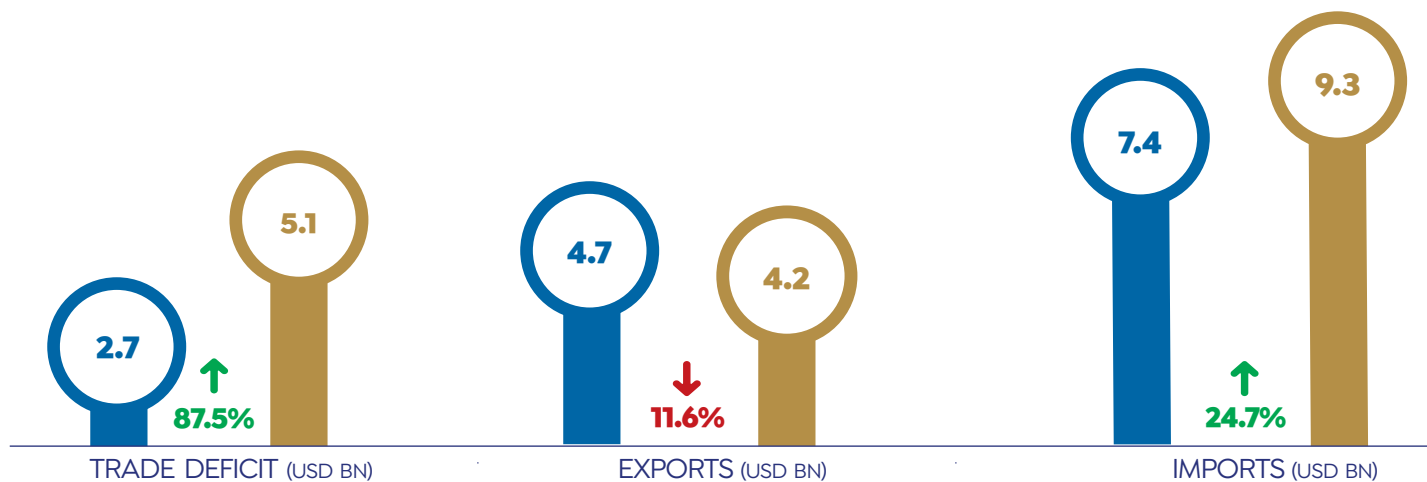
FISCAL SECTOR PERFORMANCE

Jul.-Mar. (FY 2024/25) Jul.-Mar. (FY 2025/26)



TRADE BALANCE

Feb. 2025 Feb. 2026



REMITTANCES OF EGYPTIANS WORKING ABROAD (USD BN)

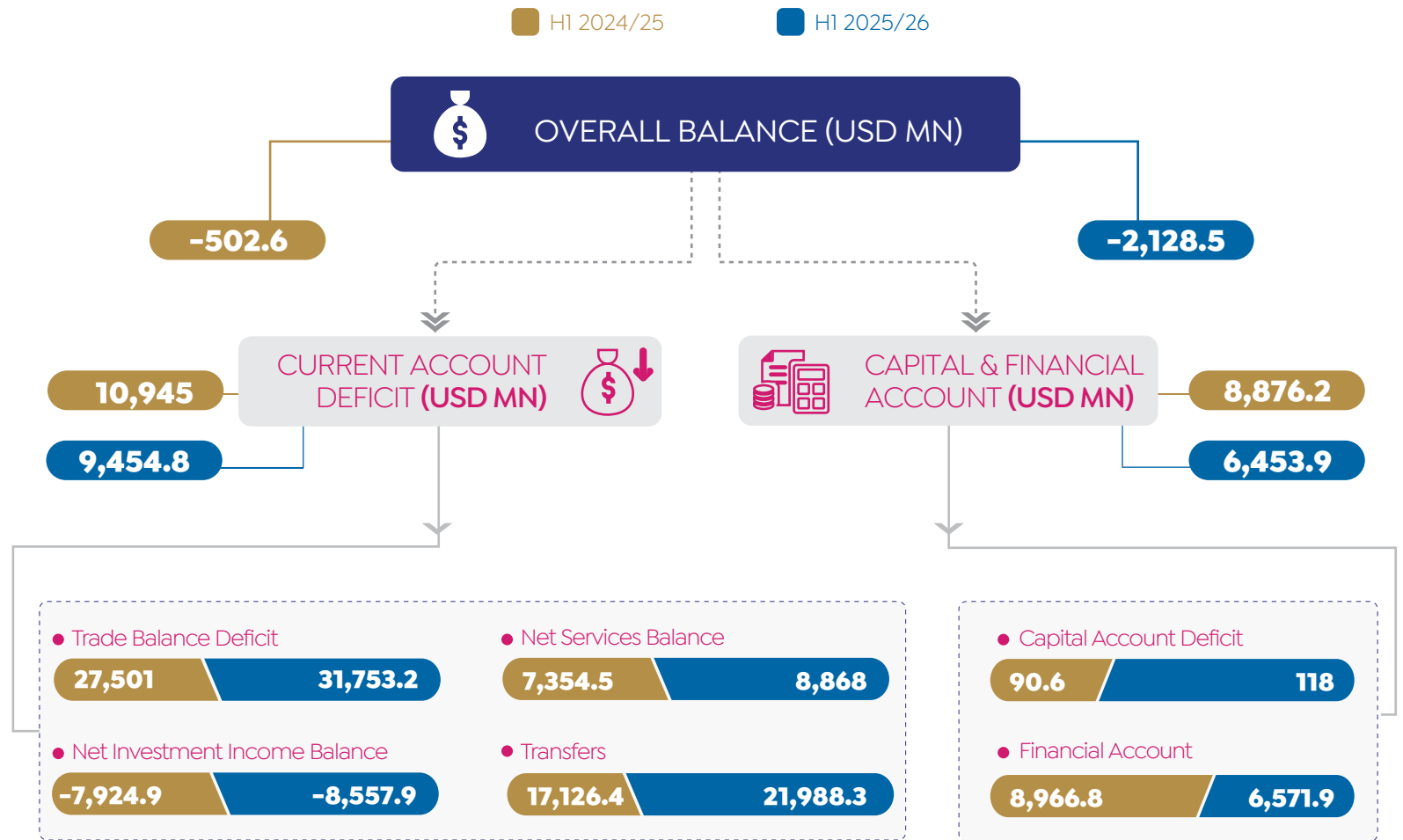


EGYPTIAN GDP



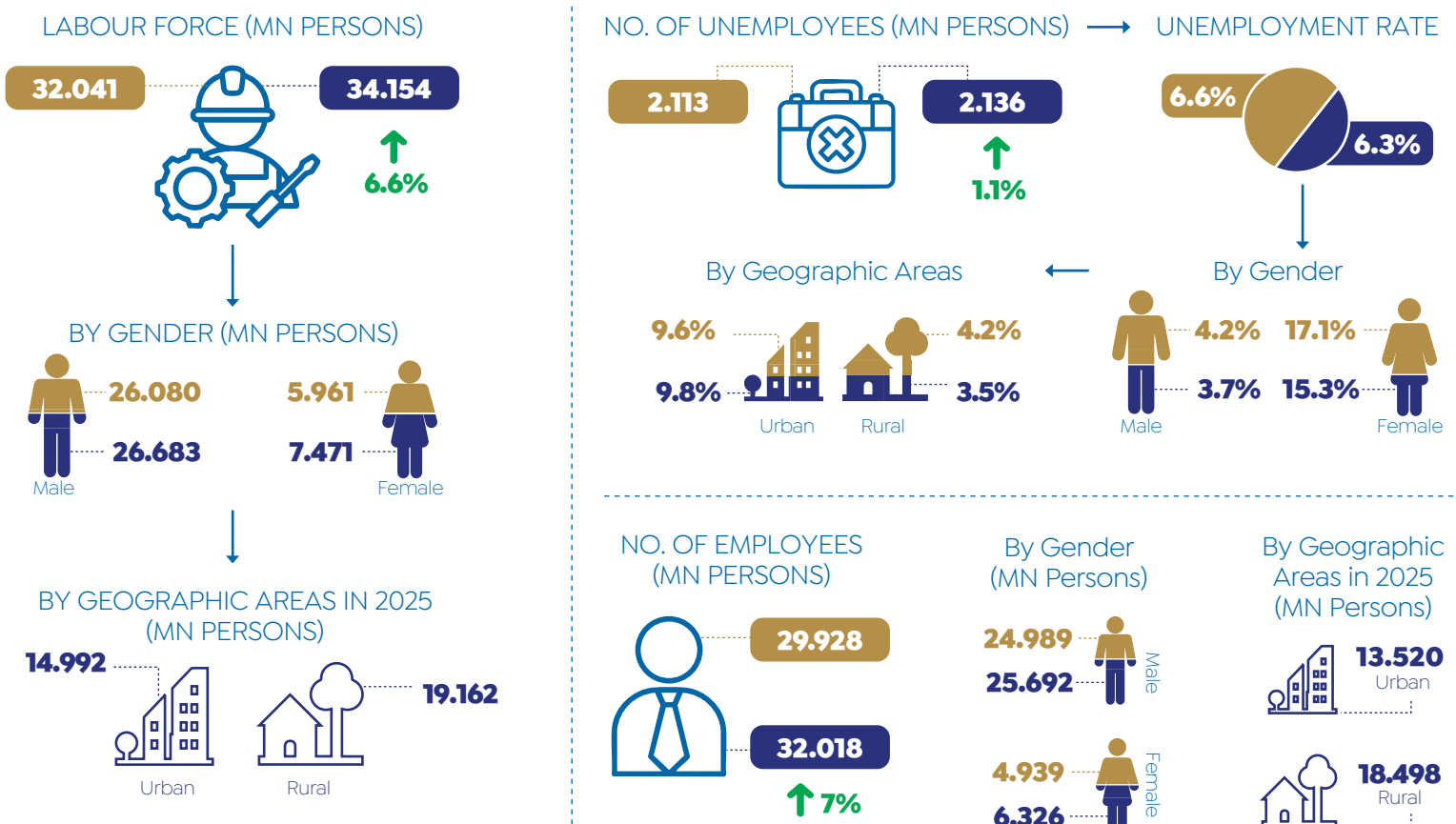
Source: MOF, CAPMAS, Cabine & CBE

BALANCE OF PAYMENTS PERFORMANCE (H1 2025/26)



LABOUR MARKET DURING 2025

Legend: ■ 2024 ■ 2025



Source: CAPMAS & CBE

INVESTIGATE

THE VOICE OF REAL ESTATE

www.invest-gate.me