

MARKET WATCH

CONTRIBUTOR **YASSEN MAHMOUD**

MARCH
2022

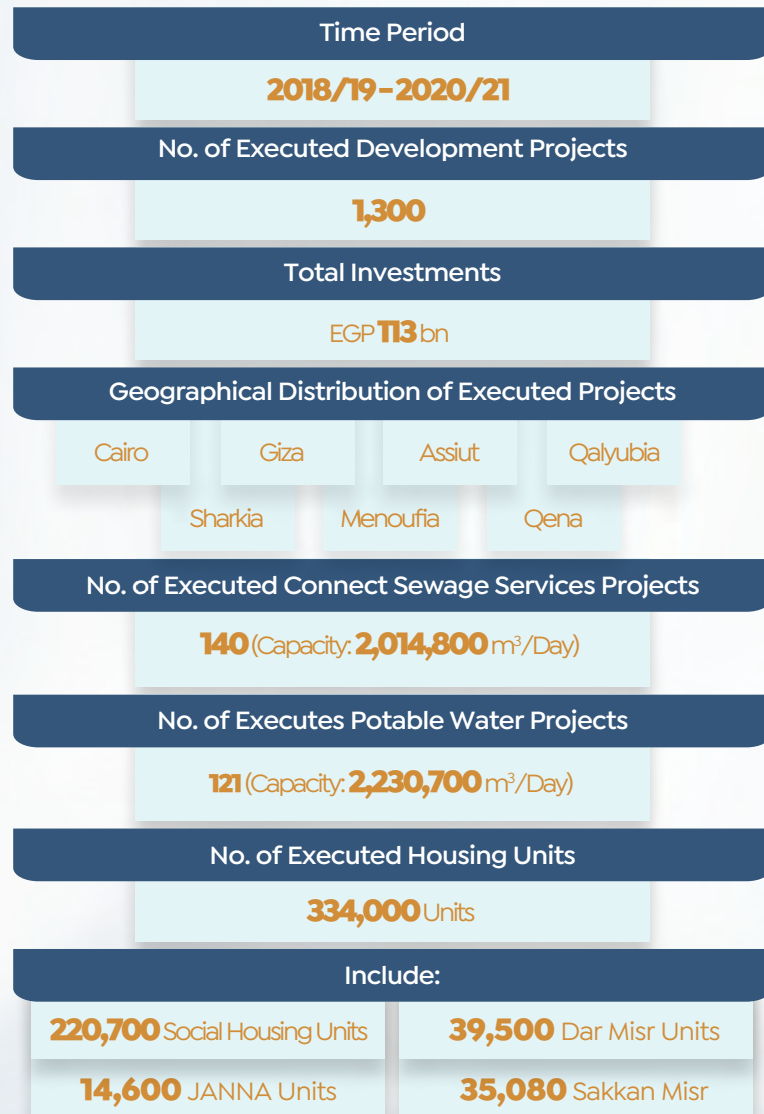


REAL ESTATE

MARKET
UPDATES

REAL ESTATE MARKET UPDATES

Follow-up Report on Program Budgets And Performance At Housing Sector Level



Urban Development Investment Plan



Time Period
FY 2021/22



Target Investment
EGP 259.1 bn



PRICES OF CONSTRUCTION MATERIALS
(January 2022) (EGP)

STEEL BARS (per ton) 15,500 (YOY 12.3%)	CRETAL STEEL (per ton) 15,700 (YOY 8.3%)	PORTLAND CEMENT (per ton) 1,060 (YOY 41.3%)	COARSE SAND (per sam) 80 (YOY 6.7%)
SOLID CEMENT BRICKS (per 1,000 bricks) 1,100 (YOY 4.8%)	BRICK HOLLOW CONCRETE (40x20x12 cm) (per 1,000 bricks) 5,000 (YOY 2.0%)		



REAL ESTATE & CONSTRUCTION STOCK MARKETS INDEXES
PERFORMANCE IN EGYPT (2021)

	Real Estate	Construction	Building Materials
20 Jan	883	1,302	840
26 Jan	861	1,238	822
03 Feb	886	1,247	831
10 Feb	885	1,234	834
17 Feb	848	1,210	823



ONLINE MONTHLY SURVEY (%)

DO YOU EXPECT INDUSTRIAL REAL ESTATE PRODUCT SUPPLY TO RISE IN 2022?



93%
Yes
7%
No

Investments Breakdown



POTABLE WATER & SANITATION PROJECTS

Cairo, Giza, Alexandria & Qalyubia

Time Period	During 2021
No. of Executed Projects	28
Investments	EGP 2 bn
Total Capacity of Potable Water Projects	68,000 m ³ /Day (Serving 290,000 Citizens)
Total Capacity of Sanitation Projects	88,000 m ³ /Day (Serving 243,000 Citizens)

Damietta



Time Period
During 2020



Investments
EGP 816.5 mn

Source: MPED, Cabinet, NUCA, Ministry of Housing, Utilities, Urban Communities & Egyptian Exchange (EGX)



NEW CITIES UPDATE

NEW CITIES UPDATE

UPDATES ON NEW ADMINISTRATIVE CAPITAL (NAC)

CAPITAL PARK



10 km+
TOTAL LENGTH



1000 Acres
AREA



73%
COMPLETION RATE

NEW HOSPITAL



7 Acres
AREA OF LAND



SUPPLY VOLUME

100 Intensive Care Beds

200 Single Beds

10 Operating Rooms

Techniques For Performing Surgical Operations Using Robots

Comprehensive Program For Oncology Treatment

2 Cardiac Catheterization Labs

UPDATES ON NEW ALAMEIN CITY

DOWNTOWN AREA (PHASE II)



24
NO. OF BUILDINGS



896
NO. OF UNITS



44%
COMPLETION RATE

INTERNATIONAL ALAMEIN UNIVERSITY



150 Acres
AREA



EGP **11 bn**
INVESTMENTS

PLOTS ALLOCATION



8
NO. OF ALLOCATED LANDS



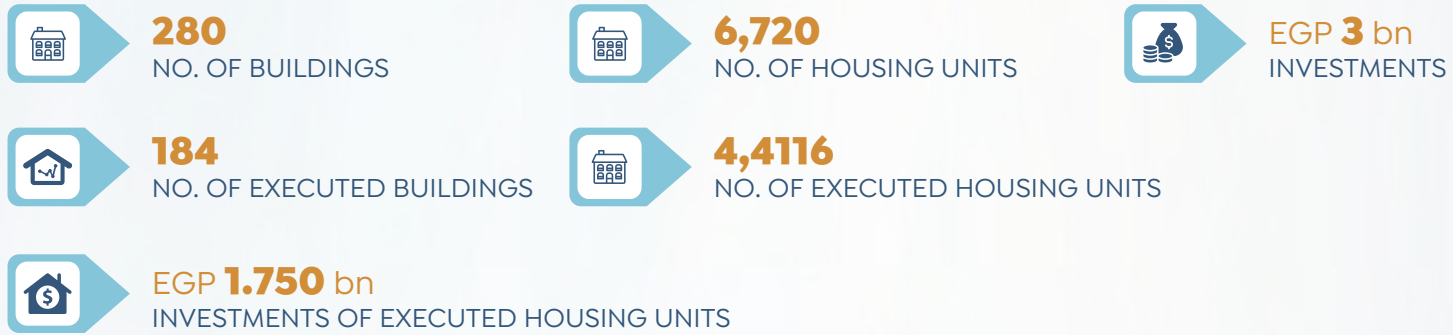
270 Acres
AREA



EGP **30 bn**
INVESTMENTS

UPDATES ON 6TH OCTOBER CITY

JANNA



HOUSING FOR ALL EGYPTIANS



EXECUTED SERVICE BUILDINGS

Commercial Market (**14** Shops)

Hypermarket (Area: **40,000** m²)

Provincial Station (Area: **62,000** m²)

Egyptian Nile School

Watanya Market

Amman Station

SERVICE BUILDINGS UNDERWAY

Youth Center (Area: **4.8** Acres)

Firefighting Point

Police Station

Others

UPDATES ON CAPITAL GARDENS

HOUSING FOR ALL EGYPTIANS



UPDATES ON NEW OBOUR CITY

HOUSING FOR ALL EGYPTIANS


806

NO. OF BUILDINGS


90 m²

UNIT AREA


85%

COMPLETION RATE

ALTERNATIVE HOUSING FOR SLUMS


96

NO. OF BUILDINGS


55%

COMPLETION RATE

UPDATES ON NEW PORT SAID CITY (SALAM CITY)

SOCIAL HOUSING


4,340

NO. OF UNITS


85%

COMPLETION RATE


800,000

TARGET POPULATION


70% Complete
UTILITIES

SERVICES

Medical Center

Nursery

Club

Primary School

Mosque

Firefighting Point

NEW MINYA DURING 2021



NO. OF EXECUTED HOUSING UNITS

480 (20 Buildings) "Housing For All Egyptians"

816 (34 Buildings) "Sakan Misr"


NO. OF HOUSING UNITS UNDERWAY

144 (Unit Area: **75 m²**) "Housing For All Egyptians"


EXECUTED SERVICE BUILDINGS

Primary School

6 Commercial Market

2 Playgrounds

Source: NUCA & Cabinet

NEW CAIRO DURING 2021



NO. OF HOUSING UNITS

8,760 (365 Buildings) "JANNA"

17,304 (721 Buildings) "Sakan Misr"

13,296 (554 Buildings) "Dar Misr Phase I"

9,024 (376 Buildings) "Dar Misr Phase II"

5,328 (222 Buildings) (Unit Area: 90 & 120 m²) "Housing For All Egyptians"85%
Nursery
COMPLETION RATE14,500+
NO. OF DELIVERED HOUSING UNITS

SERVICE BUILDINGS UNDERWAY

2 Nile International Schools

3 Medical Centers

Administrative Building

Commercial Mall

3 Nurseries

Ambulance Points

Commercial Market

Upgrading 2 Youth Centers

Upgrading Police Complex

Others

10TH OF RAMADAN CITY DURING 2021



NO. OF EXECUTED HOUSING UNITS

7,680 "Housing For All Egyptians"



NO. OF EXECUTED HOUSING BUILDINGS

71 "Dar Misr Phase II"



EXECUTED SERVICE BUILDINGS

Traffic Point

2 Nurseries

Police Station

2 Commercial Markets

10th of Ramadan Hospital (Capacity: 200 Beds)

3 Primary Schools (Investments: EGP 75 mn)

Others

NEW FAYOUM DURING 2021



EGP **1.63** bn
TOTAL INVESTMENT



69 "Housing For All Egyptians"
NO. OF EXECUTED HOUSING BUILDINGS



SERVICE BUILDINGS

Branch of Fayoum University (**184** Acres)

2 Commercial Markets

Club (**27** Acres)

Hypermarket (**2** Acres)

2 Medical Centers

International School (**56** Acres)

4 Playgrounds

International Hospital (**22** Acres)

Others

Fayoum University Members Compound (**3.5** Acres)

Syndicate of Applicants Association Compound (**3.1** Acres)

Investment Compound In The Regional Area (**9.5** Acres)

NEW SUEZ CITY



AREA

Urgent Phase: **300** Acres

Phase I: **2,000** Acres

HOUSING FOR ALL EGYPTIANS



86
NO. OF BUILDINGS



90 m²
UNIT AREA



Underway
STATUS



PRIVATE REAL ESTATE PROJECTS

UPDATE

Private Real Estate Projects Update



NEW RESIDENTIAL PROJECTS

205 PROJECT

Developer: Arkan Palm



LOCATION
Sheikh Zayed City



AREA
205 Acres

Phase I



TOTAL AREA
40,000 m²



BUA
70,000 m²



DELIVERY DATE
Within **2.5 Yrs**



INVESTMENTS
EGP **1.5 bn**

ORO NEW CAPITAL

Developer: Ava Mina Group



LOCATION
R7, NAC



AREA
38 Acres



LAUNCHING DATE
2nd Week of March **2022**



Target Sales
EGP **4.5 bn**



Price
Start From EGP **11,000/m**

SUPPLY VOLUME

26 Buildings	1,580 Residential Units	Unit Area: 120-210 m ²	2,200 m ² Shopping Mall
Social Sports Club	5440 m ² Recreational Area	Multi-Activity Playground	kids' Area
Gym	Spa	Mosque	Nursery

Source: Developers' Official Statements

ZAIN BAY

Developer: Captain Developments



LOCATION

44 km from Martyr Ahmed Hamdi Tunnel &
10 Minutes From The Heart of Ras Sudr City



LAUNCHING DATE

Within **3** Yrs (Phase I: Within **2** Yrs)

SUPPLY VOLUME

Fully-Finished Units Overlooking The Sea

Hotel

Swimming Pools

kids Area

Security

Guard Services



NEW ADMINISTRATIVE PROJECTS

IL CUORE VERDE

Developer: Archplan Developments



LOCATION
CBD, NAC



AREA
3,030 m²

FINSQUARE BOUTIQUE WORKPLACES

Developer: El Shennawy Group



LOCATION

Financial District,
NAC



AREA

6,000 m² (BUA: **12,500** m²)



INVESTMENTS

EGP **500** mn



DELIVERY DATE

Within **2.5** Yrs

SUPPLY VOLUME

Fully Finished Offices

Unit Area: Starting From **45** m²



NEW COMPLEX PROJECTS

OBSIDIER

Developer: Dubai Developments

LOCATION
NACAREA
13,500 AcresINVESTMENTS
EGP **4** bnTarget Sales
EGP **5** bn

SUPPLY VOLUME

27 FloorsNo. of Units: **1,000****220** Commercial Units**600** Administrative, Medical & Hotel units

NEW PROJECT (NAME N/A)

Developer: Dominar For Development

LOCATION
Financial and Business
District, NACAREA
5,100 m²

SUPPLY VOLUME

2 Garage Floors, Ground & **7** Floors**3** Separate Connected Buildings

HARMONY BUSINESS COMPLEX

Developer: CenterPoint Development

LOCATION
Downtown, NACAREA
2,704 m²DELIVERY DATE
Within **4** YrsSUPPLY VOLUME
Ground & **10** Floors
Shops
Administrative Units
Co-Working Spaces

GOLDEN GATE

Developer: REDCON For Offices and Commercial Centers (ROCC)

LOCATION
New CairoAREA
160,000 m²INVESTMENTS
EGP **20** bnNO. OF PHASES
2FINISHING DATE
Within **7** Yrs

Source: Developers' Official Statements

Phase I



AREA
128,000 m²



NO. OF BUILDINGS
25



DELIVERY DATE
Q1 2024

Phase II



AREA
32,000 sqm



NO. OF BUILDINGS
4 Retail & Office Buildings & Standalone Retail Buildings

LEVELS TOWERS

Developer: Urbnlanes (The Real Estate Development Agent of Kuwaiti First Group Investments)



LOCATION
Downtown, NAC



AREA
18,000 m²



INVESTMENTS
EGP 5 bn

SUPPLY VOLUME

41 Floors (Height: 153 m)

5 Floors Underground (Car Parks) & 36 Repeated Floors

Unit Type: Administrative, Commercial, touristic & Hotel Units



NEW HOTEL TOWER

SKYBRIDGE HOTEL

Developer: Al-Fath Group (AFG)



LOCATION
Downtown, NAC



AREA
4,270 m²



EXPECTED SALES
EGP 300 mn+



PRICE
Start From EGP 27,000/m

SUPPLY VOLUME

12-Story Hotel

113 Rooms

Club House

Gym

Spa

Sauna

Swimming Pool

Restaurant.

 Projects Underway
TRIO V TOWER

Developer: Nakheel Developments

LOCATION
NACAREA
7,000 m² (BUA: **2,100 m²**)DELIVERY DATE
Within **3.5 Yrs**SUPPLY VOLUME
Ground & **14 Floors**

NEWS

80% of The Project Was Marketed By The End-**2021**

Excavation Work: Complete

DOUBLE TWO TOWERS

Developer: Nakheel Developments

LOCATION
CBD, NACAREA
9,000 m²
Area of Ground & 1st Floor: **4,000 m²**/Each Floor
Area of Rest Floors: **1,350 m²**/ Each FloorDELIVERY DATE
Within **3.5 Yrs**SUPPLY VOLUME
Ground & 1st Floor For
Commercial FloorNEWS
30% of The Project Was
Marketed By The End-**2021**EXPECTED INVESTMENTS
EGP **3 bn****SIXTY ICONIC**

Developer: AL-BOROUJ MISR

LOCATION
CBD, NACTOTAL LENGTH
180 mNEWS
The Company Will Launch
New Units

Supply Volume

50 Floors

Unit Types: Commercial, Administrative & Hotel Apartments

OIA TOWERS

Developer: Edge Holding Developments



LOCATION
Downtown, NAC



AREA
12,900 m²



SUPPLY VOLUME
2 Linked Towers
Each Tower Comprises Basement, **5**
Underground & **24** Floors

Sofitel Oia Towers Hotel



NO. OF ROOMS
200+ (Suites, Two Rooms & Rooms at
High Level of Quality)



NO. OF HOTEL APARTMENTS
Nearly **300**

Supply Volume

Spa	Housekeeping	Laundry	Parking Spaces
Lobby	Front Desk	Meeting Rooms	Business Center
Restaurant	kids Club	Others	

UNI TOWER

Developer: UC Developments



LOCATION
Downtown, NAC



BUA
11,000 m²



SUPPLY VOLUME
Basement & **10** Floors
Administrative, Commercial &
Medical Units

ICON RESIDENCE 2

Developer: Style Home Development



LOCATION
New Cairo



AREA
12 Acres (50,000 m²)



DELIVERY DATE
Mid-2024



UNIT AREA
110 - 300 m²



NEWS
Completion Rate: **95%+**
Construction Rate: **45%+**



INVESTMENTS
EGP **1.3 bn**

Source: Developers' Official Statements

TRITON

Developer: RNA Developments



LOCATION
CBD, NAC



AREA
4,000 m²

Supply Volume

Ground & **13** Floors

Ground & **3** Floors For Commercial Units

2 Floors For Medical Units

The Rest Floors For Administrative Units

DISTRICT 5

Developer: MARAKEZ



LOCATION
East Cairo



COMPRISE OF:

District **5** Residences (Residential Units)
Mindhaus (Administrative Units)
D5M (Commercial Units)



STATUS

50% of Residential Units' Construction
In District **5** Residences Complete
100 Residential Units In District **5**
Residences Are Being Delivered

GOLDEN VIEW

Developer: HMD



LOCATION
Downtown, NAC



AREA
2,127 m²



SUPPLY VOLUME

Ground & **10** Floors
186 Residential Units (Unit Area:
Starting From **15** m²)

TWO TOWERS

Developer: HMD



LOCATION
Downtown, NAC



AREA
2,622 m²



SUPPLY VOLUME

One Tower Is Administrative & Medical & The
Other Is Medical Only
Administrative Units' Areas: **23** - **36** m²
302 Residential Units
Ground & **12** Floors



NEWS

Company's Target: House **50%** of Two Towers & Golden View Projects

Housing In Two Towers & Golden View Projects Will Be Done in **2** Phases

Targeted Sales: EGP **500** mn (Phase I) & EGP **400** mn (Phase II)

Source: Developers' Official Statements

CAPITAL PRIME BUSINESS PARK

Developer: Royal One Developments



LOCATION
MU23, NAC

Supply Volume

61 Administrative Units

45 Commercial Units

21 Medical Units

Unit Area: Starting From 22 m²

90 AVENUE

Developer: TBK Real Estate Development



LOCATION
Fifth Settlement, New Cairo



DELIVERY DATE

2nd Phase Is Being Delivered At The Beginning of
March-**2022** (Phase II) & **2023** (Phase III)

Supply Volume

1,450+ Housing Units

Commercial & Recreational Spaces Up To 60k m²

Administrative Spaces Area of 25k m²

Commercial Mall



NEWS

1st Phase Has Been Fully Delivered

Commercial & Administrative Work Will Start From July **2023** | Completion Date of Whole Project: **2024**

ICONIC TRINITY COMPLEX (ITC)

Developer: Dahab Development



LOCATION
MU23, NAC



AREA
25,000 m² (BUA: **30%** of
The Project Area)



TOTAL VALUE OF PROJECT'S SALES
Close To EGP **1** bn



NEWS
Phase I Sold Out & Opening
Unit Reservation In Phase II

Supply Volume

10 Floors (Floor Area: **3,450** m² Per Floor)

2 Basements (Area: **16,000** m²) (Capacity: **600** Cars)

Phase II

Supply Volume

Unit Area: **50-1300** m²

Medical Units With Sizes Starting From **50** m²

Source: Developers' Official Statements

D5M MALL

Developer: MARAKEZ



LOCATION

New Katameya, East Cairo

Supply Volume

240,000 m² Office Park**100,000** m² For Retail, F&B & Entertainment**50,000** m² Gross Leasable Area (GLA)**UPTOWN QUATTRO**

Developer: Uptown 6 October Real Estate Development



LOCATION

6th of October City



AREA

14 mn m²

Phase I "Uptown Quattro Mini Compound"



AREA

2,500 m²

INVESTMENTS

EGP **500** mn

Supply Volume

No. of Buildings: **4**Building Area: **1,080** m²No. of Housing Units: **24**Unit Area: Starting From 150 m²**24**-Hour Surveillance Cameras

High-Quality Internet Services

Allocated Land Plot For Building School, **16** Commercial Centers & Mosque**NORTH SQUARE MALL**

Developer: City Edge Developments



LOCATION

New Alamein City



AREA

164,000 m²

AVAILABLE LEASED AREA

86,000 m²

OPENING DATE

Summer **2022**

Supply Volume

Parking Area (**3200** Slots)

F&B Options

Retails

Source: Developers' Official Statements

ZAHA

Developer: Hometown Development



LOCATION

Downtown, NAC



AREA

7,200 m²

DELIVERY DATE

End-**2022**

SUPPLY VOLUME

Ground & **10** Floors

NEWS

Completion Rate: **65%+**
100% of Commercial & Medical
 Sectors Sold Out

LAFAYETTE MALL

Developer: Hometown Development



LOCATION

Downtown, NAC



AREA

43,000 m²

NEWS

Excavation & Replacement Phase: Complete
70% of The Project Sold Out

Supply Volume

2 Basements, Ground & 5 Floors

600 Commercial Stores

85 Restaurants & Café

Kids Area

Dancing Fountain

Ice-Skating Area

VILLAGE MALL

Developer: Hometown Development



LOCATION

Downtown, NAC



AREA

22,000 m²

DELIVERY DATE

End-**2023**

NEWS

Excavation Work Has Begun

Supply Volume

Ground & **5** Floors

Restaurants & Cafés

8 Cinema Halls

Roman Theatre

Green Spaces (Area: **25,000 m²**)**EUDORA MALL**

Developer: Hometown Development



LOCATION

NAC



AREA

13,700 m²

SUPPLY VOLUME

Commercial Mall & Complex of Restaurants
6 Commercial Floors / Parking / Unit Area: Starting From **30 m²**

CATALAN

Developer: Gates Developments



LOCATION

R7, NAC

Source: Developers' Official Statements



AREA

40 Acres

INVESTMENTS

EGP **1.8 bn**

IMPLEMENTATION RATE

70%+

NEWS

End **100%** of Marketing The Project



ECONOMIC SNAPSHOT

ECONOMIC SNAPSHOT

INTEREST RATES

Overnight Deposit Rate
Overnight Lending Rate
Rate of Main Operation
Discount Rate

8.25%

9.25%

8.75%

8.75%

* MPC Meeting was Held on February 03

MONEY SUPPLY (EGP MN)

Sep

1329637



Oct

1346055

DOMESTIC LIQUIDITY (EGP MN)

Sep

5574011



Oct

5651909

TRADE DEFICIT (USD BN)

Nov 2020

3.22



Nov 2021

1.19

EXPORTS (USD BN)

Nov 2020

2.48



Nov 2021

4.48

IMPORTS (USD BN)

Nov 2020

5.69



Nov 2021

5.66

SUEZ CANAL REVENUES (USD MN)

495.7

Jan 2020



544.7

Jan 2021

Source: IHS Markit, CBE, EGX & CAPMAS

ANNUAL HEADLINE INFLATION

DEC-2021

5.9%

JAN-2022

7.3%



NET INTERNATIONAL RESERVES (USD BN)

DEC-2021

40.93

JAN-2022

40.98



PURCHASING MANAGERS' INDEX (PMI)

DEC-2021

49.0

JAN-2022

47.9



EXCHANGE RATES

EUR

USD

GBP

21.48

21.28

21.27

21.34

21.37

15.76

15.76

15.76

15.76

15.76

17.93

17.81

17.71

18.02

17.89

16-20 Jan

23-26 Jan

30 Jan - 03 Feb

06-10 Feb

13-17 Feb



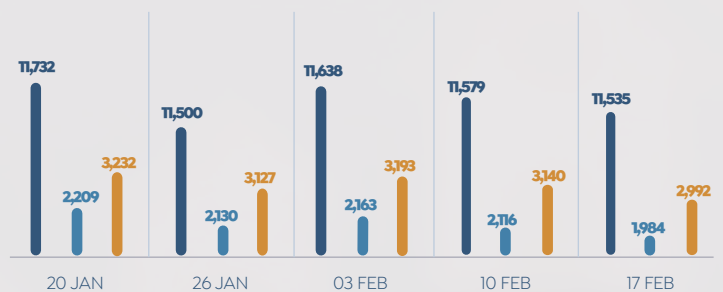
CAPITAL MARKET INDICATORS

MARKET INDICES

EGX 30

EGX 70 EWI

EGX 100 EWI

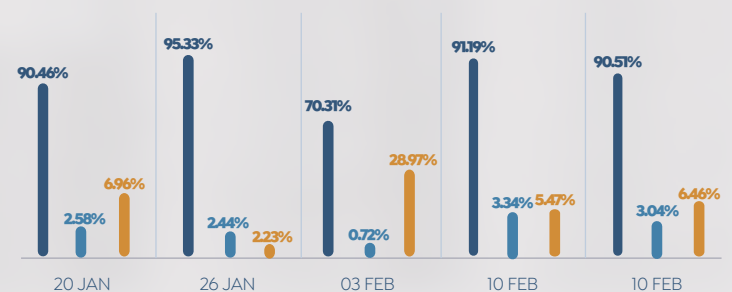


INVESTOR TYPER

Egyptians

Arab

Non- Arab Foreigners



MACROECONOMIC INDICATORS IN EGYPT

2019/20	2020/21
GDP Growth Rate	
3.6%	3.3%
Q3 2020	Q3 2021
Unemployment	
7.3%	7.5%
2020	2021
Inflation Rate	
5%	5.2%
Dec 2020	Dec 2021
Interest Rate	
8.25%	8.25%
End 2020	End 2021
Exchange Rate For USD	
15.80	15.76
2019/20	2020/21
Remittances From Egyptians Working Abroad (USD BN)	
27.8	31.4
Dec 2020	Dec 2021
Net International Reserves (USD BN)	
40.1	40.9
2020	2021
SUEZ Canal Revenue (USD MN)	
5.6	6.3
2019/20	2020/21
Exports (USD MN)	
29.1	34.4
2019/20	2020/21
Total Revenues (% of GDP)	
16.8%	17.3%
2019/20	2020/21
Total Expenditures (% of GDP)	
24.7%	24.7%
2019/20	2020/21
Primary Surplus (% of GDP)	
1.8%	1.5%
2019/20	2020/21
Overall Deficit (% of GDP)	
8%	7.4%

ECONOMIC & FINANCIAL PERFORMANCE IN EGYPT (JULY-DECEMBER 2021)

Primary Surplus	EGP 3.2 bn
Expenses on Health Sector	EGP 56.1 bn
Expenses on Education Sector	EGP 90.9 bn
Revenues Growth Rate	10.3%
Tax Revenues Growth Rate	15.7%
Investments Funded By Public Treasury	EGP 82 bn (12% Growth Rate)

LABOUR MARKET

Q3 2021	Q4 2021
Labour Force	
29.380 mn	29.653 mn
Unemployment Rate	
7.5%	7.4%

By Gender	
Q3 2021	Q4 2021
5.9%	5.2%
15.3%	17.8%
Male	
Female	

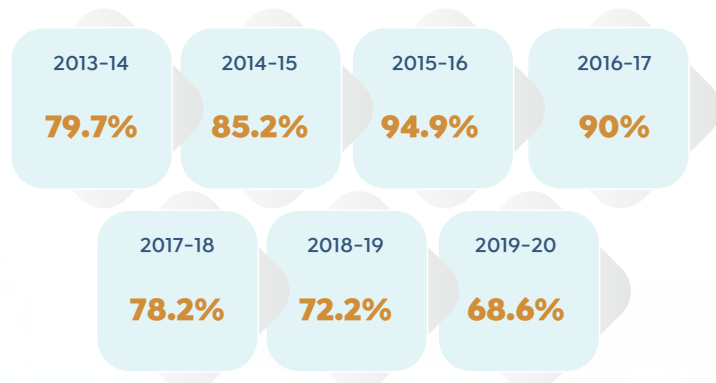
By Geographic Areas	
Q3 2021	Q4 2021
11.4%	11%
4.4%	4.5%
Urban	
Rural	

Q3 2021	Q4 2021
No. of Employees	
27.169 mn	27.453 mn
By Gender in Q4 2021	
Male	Female
23.206 mn	4.247 mn
By Geographic Areas in Q4 2021	
Rural	Urban
15.675 mn	11.778 mn


EGYPTIAN GDP GROWTH RATE

Q2 2020/21	Q2 2021/22
2.9%	8.3%
H2 2020/21	
1.3%	9%

EGYPTIAN DOMESTIC DEBT (% OF GDP)



INTERNATIONAL INSTITUTIONS' EXPECTATION OR EGYPTIAN DOMESTIC DEBT (% OF GDP)



Citizen Investment Plan (2021/22)

INVESTMENT PLAN FOR LUXOR GOVERNORATE



Investments Breakdown

Local Development Sector	EGP 679,3 mn
Higher Education & Scientific Research Sector	EGP 635 mn
Housing Sector & Slum Development	EGP 508 mn
Health Sector	EGP 233,8 mn
Pre-University Education Sector	EGP 114 mn
Others	EGP 320,5 mn

Source: MPED

INVESTMENT PLAN FOR BENI SUEF GOVERNORATE



Investments Breakdown

Transportation Sector	EGP 1.2 bn
Higher Education Sector	EGP 814 mn
Housing Sector	EGP 643 mn
Local Development Sector	EGP 598.8 mn
Pre-University Education Sector	EGP 308.5 mn
Others	EGP 235.7 mn

INVESTMENT PLAN FOR PORT SAID GOVERNORATE



Investments Breakdown

Suez Canal	EGP 10.3 bn
Irrigation & Water Resources Sector	EGP 3.2 bn
Health Sector	EGP 488 mn
Housing Sector & Slum Development	EGP 1.7 bn
Higher Education & Scientific Research Sector	EGP 1.1 bn
Others	EGP 999.6 mn

INVESTMENT PLAN FOR SOUTH SINAI GOVERNORATE



Investments Breakdown

Housing Sector	EGP 1.4 bn
Higher Education Sector	EGP 450 mn
Transportation Sector	EGP 327 mn
Tourism Sector	EGP 322.6 mn
Irrigation & Water Resources Sector	EGP 305 mn
Others	EGP 965 mn

INVESTMENT PLAN FOR MENOUFIA GOVERNORATE



Total Investments
EGP **5.4** bn



No. of Projects
317

Investments Breakdown

Housing Sector & Slum Development	EGP 2.6 bn
Higher Education & Scientific Research Sector	EGP 1.1 bn
Local Development Sector	EGP 678 mn
Transportation Sector	EGP 506 mn
Pre-University Education Sector	EGP 354.3 mn
Others	EGP 162 mn

INVESTMENT PLAN FOR CAIRO GOVERNORATE



Total Investments
EGP **81.9** bn



No. of Projects
1,051

Investments Breakdown

Transportation Sector	EGP 39.8 bn
Housing Sector & Slum Development	EGP 17.7 bn
Higher Education & Scientific Research Sector	EGP 5.6 bn
Health Sector	EGP 3.9 bn
Local Development Sector	EGP 3 bn
Others	EGP 11.9 bn

INVESTMENT PLAN FOR MINYA GOVERNORATE



Total Investments
EGP **3.4** bn



No. of Projects
253

Investments Breakdown


Housing Sector & Slum Development	EGP 937.3 mn
Local Development Sector	EGP 905.5 mn
Higher Education & Scientific Research Sector	EGP 689.4 mn
Health Sector	EGP 373.5 mn
Pre-University Education Sector	EGP 281.2 mn
Others	EGP 213 mn

Source: Cabinet & MPED

International Institutions' Expectation For Egyptian Economy

World Bank (WB)

2021/22 2022/23



The Economist

2021/22 2022/23 2023/24

GDP Growth Rate

5.4%

5.6%

5.7%

Inflation Rate

6.3%

5.7%

5.1%

Current Deficit (% of GDB)

3.9%

3%

2.9%

Private Consumption (% of GDB)

4.7%

5.4%

5.7%