

MARKET WATCH

BY: **YASSEN MAHMOUD**
(12 MAR - 06 APR)

MAY
2023



REAL ESTATE


MARKET
UPDATES

01 | REAL ESTATE MARKET UPDATES 2023


ECONOMIC & SOCIAL DEVELOPMENT PLAN'S TARGETS FOR FY(2023/24)

| Housing Sector

Potable Water & Sanitation Projects



Social Housing



Hayah Karima's Initiative

21,300 km	Completing Of Sanitation Networks
8,500 km	Completing Of Potable Water Networks
530	Construction Residential Buildings For Low-Income
167	Upgrading Sewage Treatment Stations
323	Upgrading Water Purification Plant

| Local Development



HOLDING COMPANY FOR WATER & WASTEWATER'S PERFORMANCE

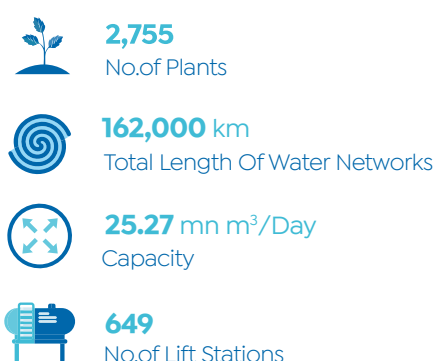


FY 2021/22
Time Period



EGP 6.0133 bn
Total Investments

| Potable Water Projects



| Sanitation Projects



| Hayah Karima Initiative "Phase I"

EGP 33.3 bn
Total Investments

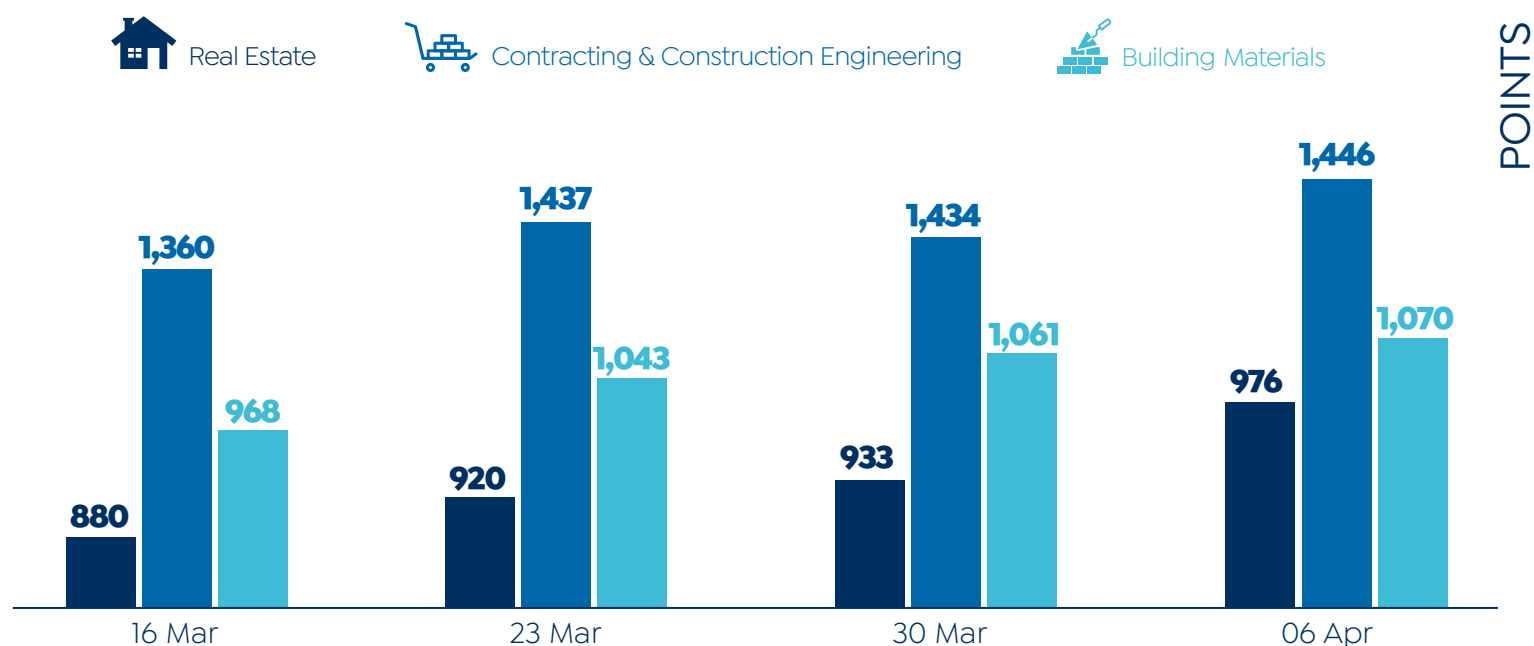
Breakdown

- Implementation Of Sanitation Projects In 21 Villages
- Implementation Of 8 Sewage Treatment Plants
- Improvement Of Potable Water Services In 170 Villages
- Expansion Of 48 Potable Water Plants
- Execution Of Water Networks In 602 Villages
- Execution Of Sanitation Networks In 101 Villages
- Others

PRICES OF CONSTRUCTION MATERIALS (EGP)



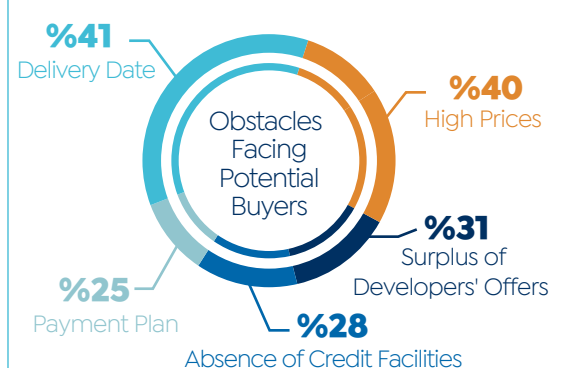
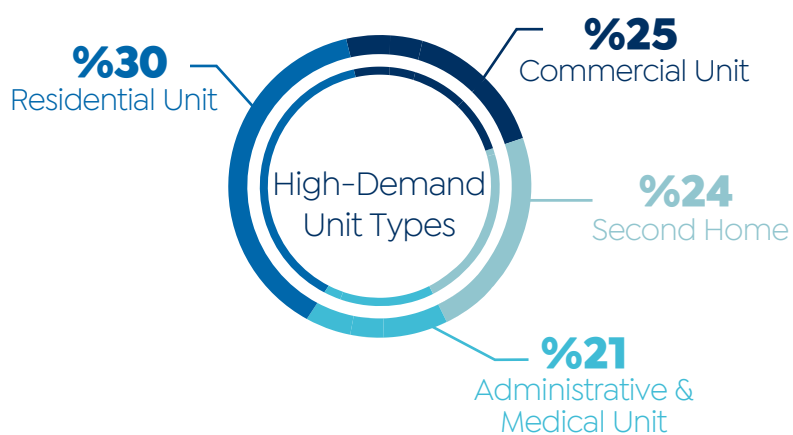
PERFORMANCE OF REAL ESTATE, CONSTRUCTION & BUILDING MATERIALS' INDICES IN THE EGYPTIAN STOCK MARKET



Source: MHUC & EGX

MONTHLY SURVEY

| Purchasing Power





NEW CITIES UPDATE

02 | NEW CITIES UPDATES 2023

CAPITAL GARDENS

 **29,435.5** Acres
AREA

 **90,000 +**
NO.OF HOUSING FOR ALL
EGYPTIANS' UNITS

| Housing For All Egyptians "Phase V"

 **1,337**
NO.OF BUILDINGS

 **90 m²**
UNIT AREA

| Services Buildings

Schools

Nurseries

Medical Units

Playgrounds

Youth Centers

Bakeries

Commercial Markets

Mosque

Church

EL-SHEIKH ZAYED

| JANNA 2

 **111**
NO.OF BUILDINGS

 **2,664**
NO.OF HOUSING UNITS

| Phase I

 **50**
NO.OF BUILDINGS

 **1,200**
NO.OF HOUSING UNITS

 **Under Delivery**
STATUS

15TH MAY CITY

| Housing For All Egyptians

| Al-Krnfl Area

 **91**
NO.OF BUILDINGS

 **2,184**
NO.OF HOUSING UNITS

 **EGP 1.2 bn**
INVESTMENTS

 **25%**
COMPLETION RATE

| Al-Zahraa Area

 **203**
NO.OF BUILDINGS

 **4,872**
NO.OF HOUSING UNITS

 **EGP 2 bn**
INVESTMENTS

NEW CAIRO

| Housing For All Egyptians



3rd Settlement
LOCATION



222
NO.OF BUILDINGS



5,328
NO.OF HOUSING UNITS



90 - 120 m²
UNIT AREA



Underway
STATUS

SADAT CITY

| Housing For All Egyptians

| Al-Nour District



1,020
NO.OF HOUSING UNITS



90 m²
UNIT AREA



Underway
STATUS

| El-Firdous District



NO.OF HOUSING UNITS

2,000 (90 m²)

180 (75 m²)



Underway
STATUS

BADR CITY

| Residences For NAC's Employees

| Phase II



196
NO.OF BUILDINGS



4,704
NO.OF UNITS



87%
COMPLETION RATE

NEW ASSIUT CITY



27
NO.OF EXECUTED HOUSING BUILDINGS



5
NO.OF COMMERCIAL MARKETS UNDERWAY



10
NO.OF COMMERCIAL CENTERS FOR PRIVATE
SECTOR UNDERWAY



50 +
NO.OF ALLOCATED PLOTS



PRIVATE REAL ESTATE PROJECTS

UPDATE

03 | PRIVATE REAL ESTATE PROJECTS UPDATES 2023



NEW RESIDENTIAL PROJECTS

| NEW PROJECT (NAME N/A)

Developer: West Way Developments


LOCATION
New Zayed City


AREA
15 Acres


INVESTMENTS
EGP 750 mn

| LAKE VIEW

Developer: XLand Developments


LOCATION
Mokattam


AREA
10,000 m²


EXPECTED SALES
EGP 500 mn


DELIVERY DATE
Within 3 Yrs

SUPPLY VOLUME

- Social Club, Gym, Swimming Pools & Cafes
- Unit Area: 63 - 230 m²

| ROOTS

Developer: Raaed Developments


LOCATION
New Sohag City


AREA
87,000 m²


INVESTMENTS
EGP 1.8 bn

SUPPLY VOLUME

- Villas, Penthouses & Duplexes
- Commercial Mall, Social Club, Swimming Pools & Sports Fields
- No. of Villas: 12 (Unit Area: 500 m²)
- No. of Housing Buildings: 33 (496 Units)
- Unit Area: 140 - 270 m²



NEW COMMERCIAL PROJECTS

| NEW PROJECT (NAME N/A)

Developer: West Way Developments


LOCATION
New October City


AREA
4,400 m²


INVESTMENTS
EGP 1.25 bn



NEW COMPLEX PROJECTS

NEW PROJECT (NAME N/A)

Developer: West Way Developments



LOCATION
Sheikh Zayed



AREA
2,300 m²



INVESTMENTS
EGP **750 mn**



UNIT TYPES
Commercial & Medical Units

NEW PROJECT (NAME N/A)

Developer: Khaled Sabry Holding



AREA
56 Acres



LAUNCHING DATE
Q2 2023

PALMA MALL

Developer: FSG Development



LOCATION
Downtown, NAC



AREA
5,500 m²



CONSTRUCTION RATE
30%

SUPPLY VOLUME

- Commercial & Administrative Units
- Ground & 14 Floors**



PROJECTS UNDERWAY

SARAI

Developer: Madinet Nasr for Housing and Development



LOCATION
Cairo-Suez
Road



AREA
5.5 mn m²



FACILITIES
Sports Club,
Commercial Area
& Hotel

RAI

SUPPLY VOLUME

- Villas & Townhouses
- S Villa Area: **212 - 239 m²**
- Townhouse Area: **160 m²**

DIAMOND RESORT

Developer: SV Developments


LOCATION
Ras Sidr


AREA
50 Acres


INVESTMENTS
EGP **1 bn+**

NEW PHASE

SUPPLY VOLUME

- Villas & Studio Units
- Studio Unit Area: Starting From **40 m²**
- Villa Area: **160 m²**

REVOLVE MALL

Developer: Eight Developments


LOCATION
New Cairo


AREA
15,000 m²


INVESTMENTS
EGP **2.5 bn+**

 **80%**
COMPLETION RATE

SUPPLY VOLUME

- Commercial, Administrative & Hotel Units
- No. of Commercial Units: **245**
- No. of Administrative Units: **146**
- No. of Hotel Units: **62**

HAVEN TOWER

Developer: EGICS Development


LOCATION
NAC


Sales Rate
50%

OWEST

Developer: Orascom Development


LOCATION
West Cairo



AREA
1,000 Acres


NO. OF DELIVERED UNITS
DURING 2023
1,000 +


ACHIEVED SALES IN 2022
EGP **5.7 bn**

 **11,000**
NO. OF HOUSING UNITS

 **444 Villas**
NO. OF EXECUTED UNITS

 NO. OF UNITS UNDERWAY
• **1,015 Apartments**
• **236 Townhouses**



ECONOMIC SNAPSHOT

04 | ECONOMIC SNAPSHOT UPDATES 2023



INTEREST RATES



* MPC Meeting Was Held On Mar 30, 2023



MONEY SUPPLY (EGP BN)



DOMESTIC LIQUIDITY (EGP BN)



ANNUAL HEADLINE INFLATION

FEB-2023: 31.9

MAR-2023: 32.7

↑



NET INTERNATIONAL RESERVES (USD BN)

FEB-2023: 34.35

MAR-2023: 34.45

↑



PURCHASING MANAGERS' INDEX (PMI)

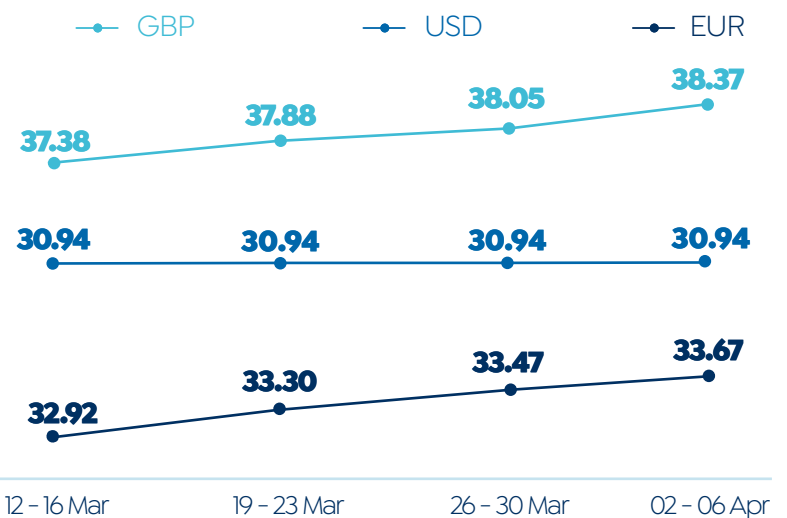
FEB-2023: 46.9

MAR-2023: 46.7

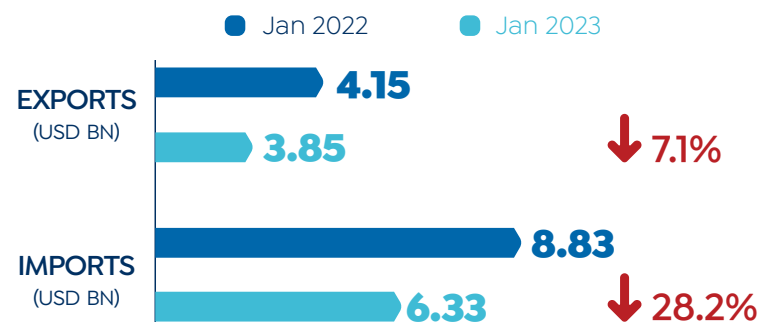
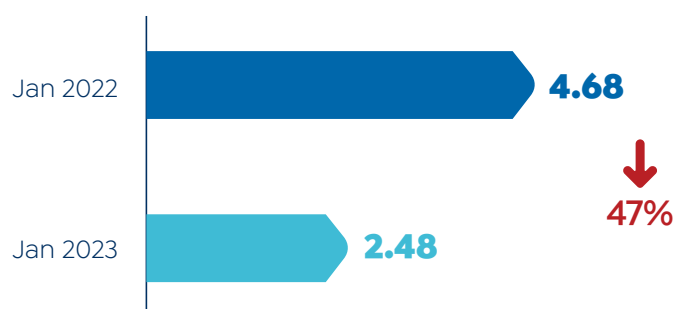
↓



EXCHANGE RATES



TRADE DEFICIT (USD BN)

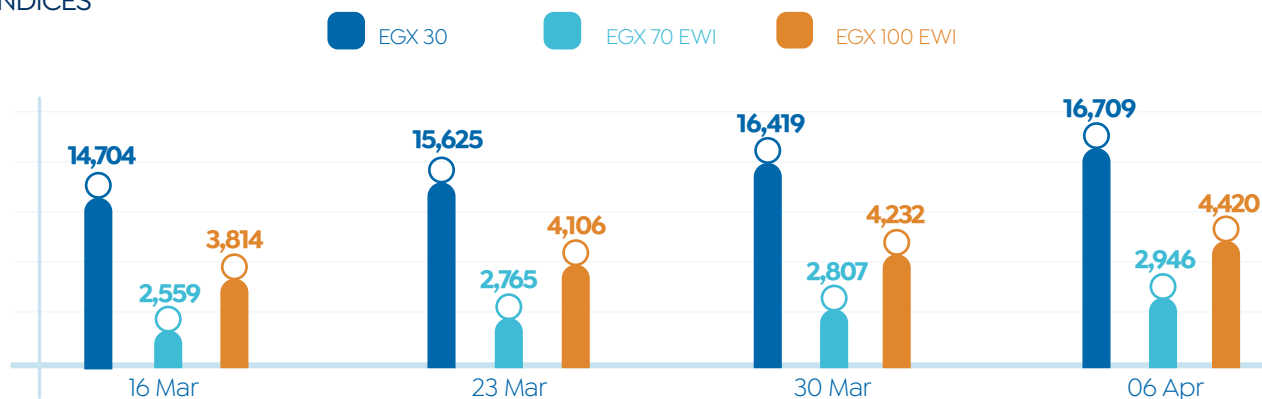


Source: IHS Markit, CAPMAS, CBE & FEDCOC

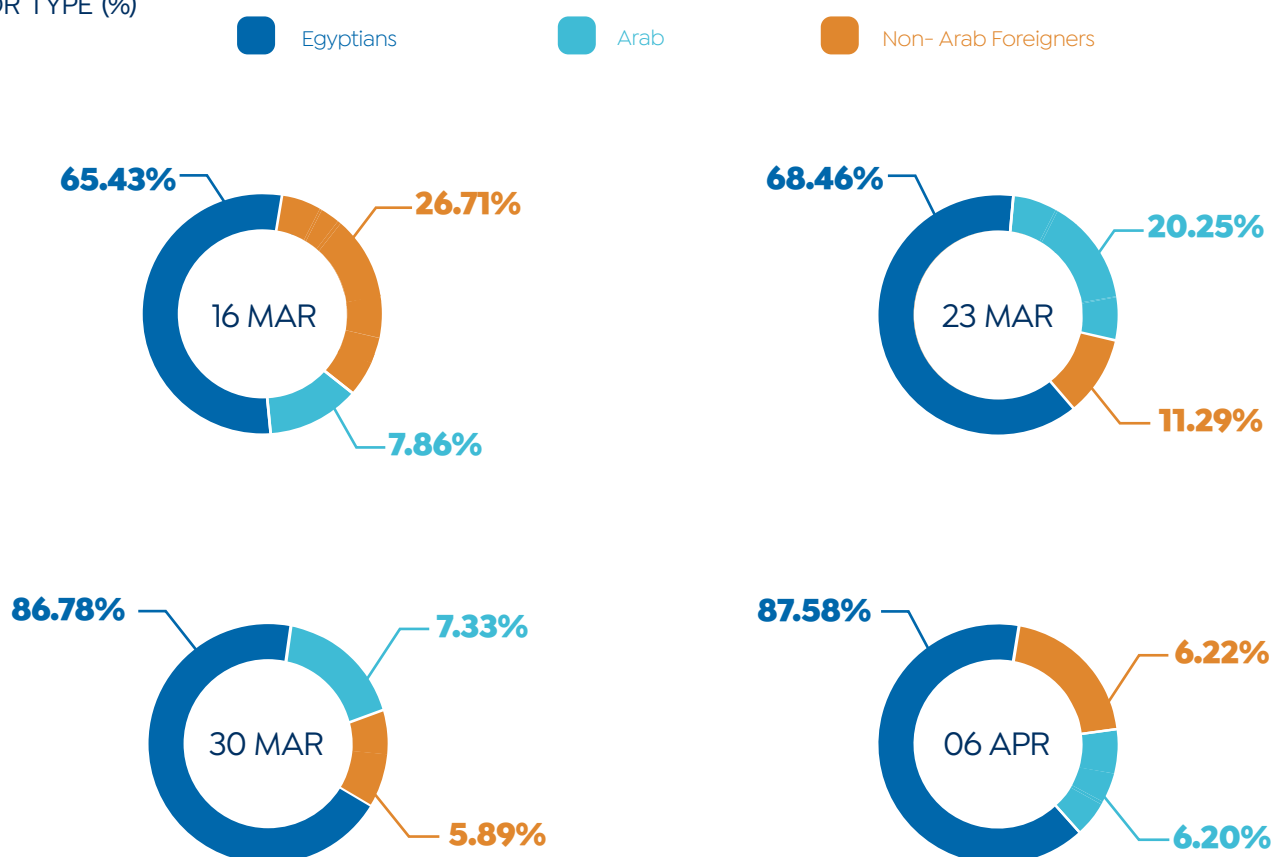


CAPITAL MARKET INDICATORS

MARKET INDICES

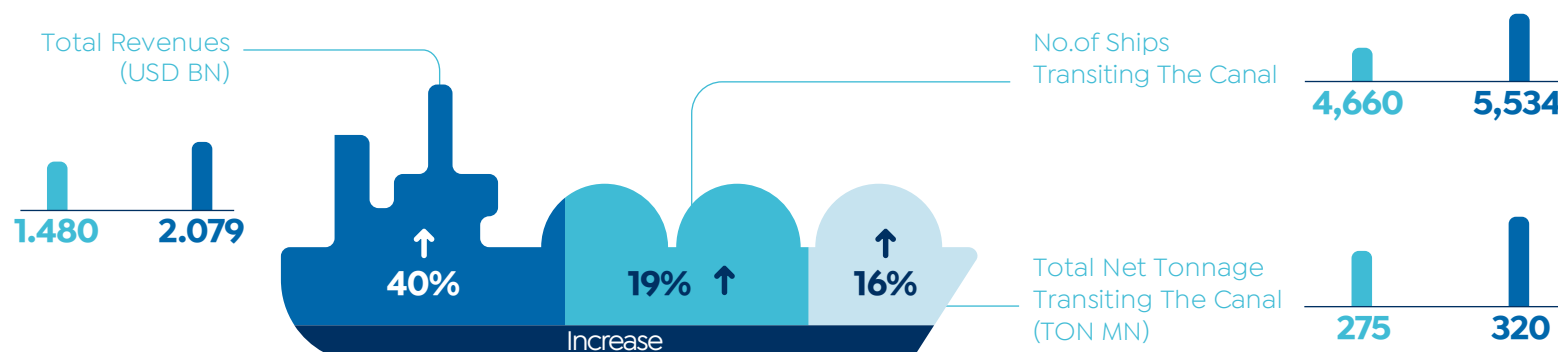


INVESTOR TYPE (%)



SUEZ CANAL

Jan-Mar 2022 (Light Blue) Jan-Mar 2023 (Dark Blue)

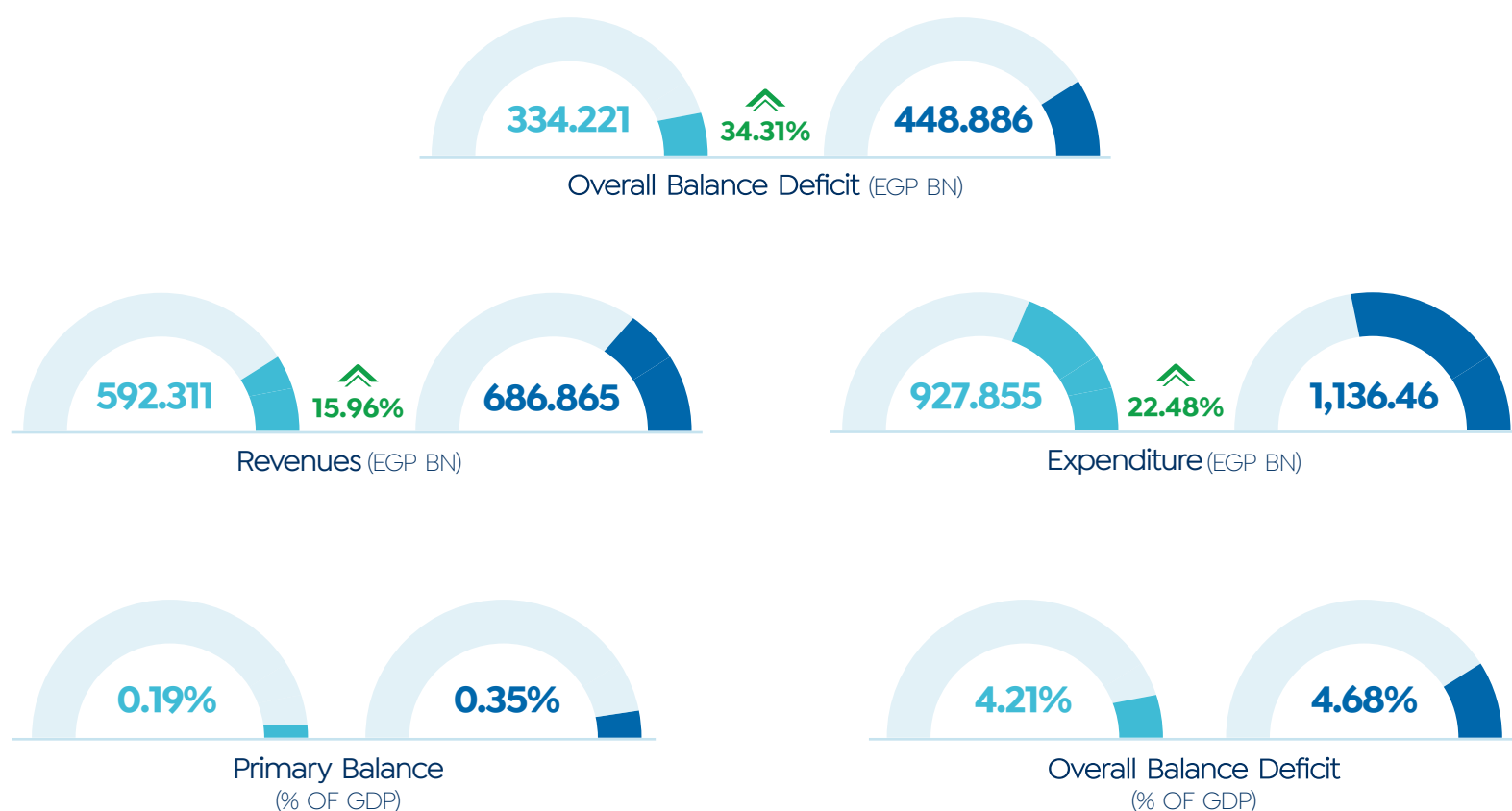


Source: EGX & Suez Canal Authority

FISCAL SECTOR PERFORMANCE

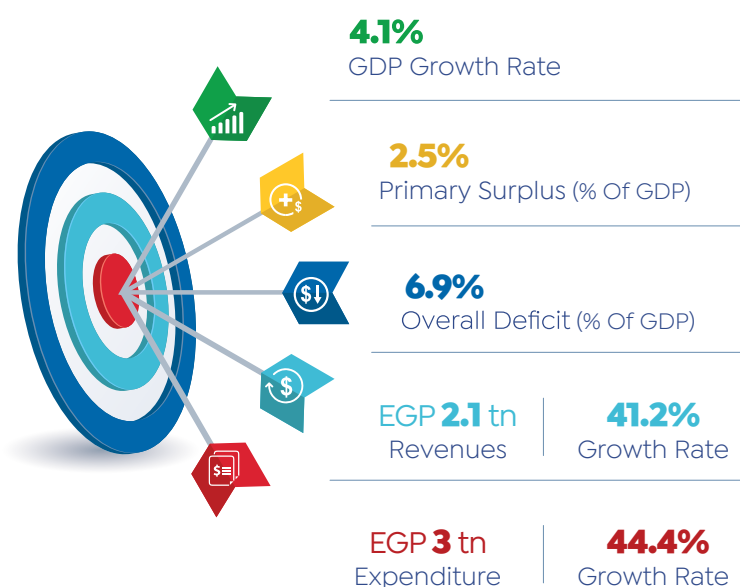
July-Jan (FY 2021/22)

July-Jan (FY 2022/23)



STATE'S GENERAL BUDGET FY (2023/24)

Targets



Financial Allocations

