

# MARKET WATCH

**OCTOBER 2024**

11 AUG. - 12 SEP.

BY  
YASSEN MAHMOUD  
MOHAMED SAYED

The background features a blurred image of palm trees against a light sky. Overlaid on this are several large, overlapping geometric shapes in various shades of purple and blue, creating a modern, abstract design. The text is positioned in the upper right quadrant of the page.

# **REAL ESTATE**

MARKET  
UPDATES

# 01 Updates 2024 REAL ESTATE MARKET

## SOCIAL HOUSING AND MORTGAGE FINANCE FUND ACHIEVEMENTS

### HOUSING FOR ALL EGYPTIANS INITIATIVE



<b>27,944</b>	No. of Underway Housing Units for Middle-Income
<b>1 mn+</b>	Total No. of Housing Units for Low-Income
<b>55,500</b>	No. of Green Housing Units
<b>248,009</b>	No. of Underway Housing Units for Low-Income
<b>68,048</b>	No. of Offered Housing Units for Low-Income
<b>684,251</b>	No. of Executed Housing Units for Low-Income

## DEVELOPMENT OF UPPER EGYPT

### LOCAL DEVELOPMENT PROGRAM



### HOUSING FOR ALL EGYPTIANS INITIATIVE



## CENTRAL AGENCY FOR RECONSTRUCTION ACHIEVEMENTS IN MIDDLE NORTH COAST



Source: Cabinet

# URBAN DEVELOPMENT OF GOVERNORATE CAPITALS AND MAJOR CITIES INITIATIVE

## HOUSING FOR ALL EGYPTIANS INITIATIVE IN SUEZ GOVERNORATE

**13,000+**  
NO. OF UNDERWAY HOUSING UNITS

**SUPPLY VOLUME**

- Commercial Units
- Mosques
- Nurseries
- Bakeries
- Administrative Units
- Schools
- Markets

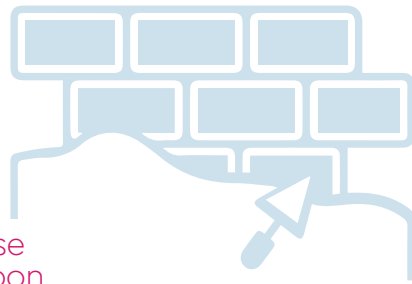
	1 <sup>ST</sup> PLOT	2 <sup>ND</sup> PLOT	3 <sup>RD</sup> PLOT
<b>AREA</b>	<b>53 Acres</b>	<b>60 Acres</b>	<b>85 Acres</b>
<b>NO. OF BUILDINGS</b>	<b>158</b>	<b>162</b>	<b>243</b>
<b>NO. OF HOUSING UNITS</b>	<b>3,792</b>	<b>3,888</b>	<b>5,832</b>

## UPDATES ON SOOR MAGRA EL-OYOUN DEVELOPMENT

**79**  
NO. OF BUILDINGS

**1,924**  
NO. OF HOUSING UNITS

**CURRENT STATUS**  
• Working on the Last Phase  
• Units will be Delivered Soon



**COMMERCIAL, ADMINISTRATIVE & ENTERTAINMENT MALL INCLUDE:**

- Restaurants & Cafes
- Cinemas
- Open Theatre
- Others

## UPDATES ON SAWARY PROJECT

**West Carrefour, Alexandria**  
Location

**420 Acres**  
Area

### 1<sup>ST</sup> DEVELOPMENT AXIS BY NUCA

**RESIDENTIAL TOWERS PROJECT**

**60 Acres** Area

**64** No. of Towers

**130-280 sqm** Units Area

**3,068** No. of Housing Units

**VILLAS PROJECT**

**57 Acres** Area

**310** No. of Villas

### 2<sup>ND</sup> DEVELOPMENT AXIS BY NUCA, ARMED FORCES ENGINEERING AUTHORITY & NO. OF INVESTORS

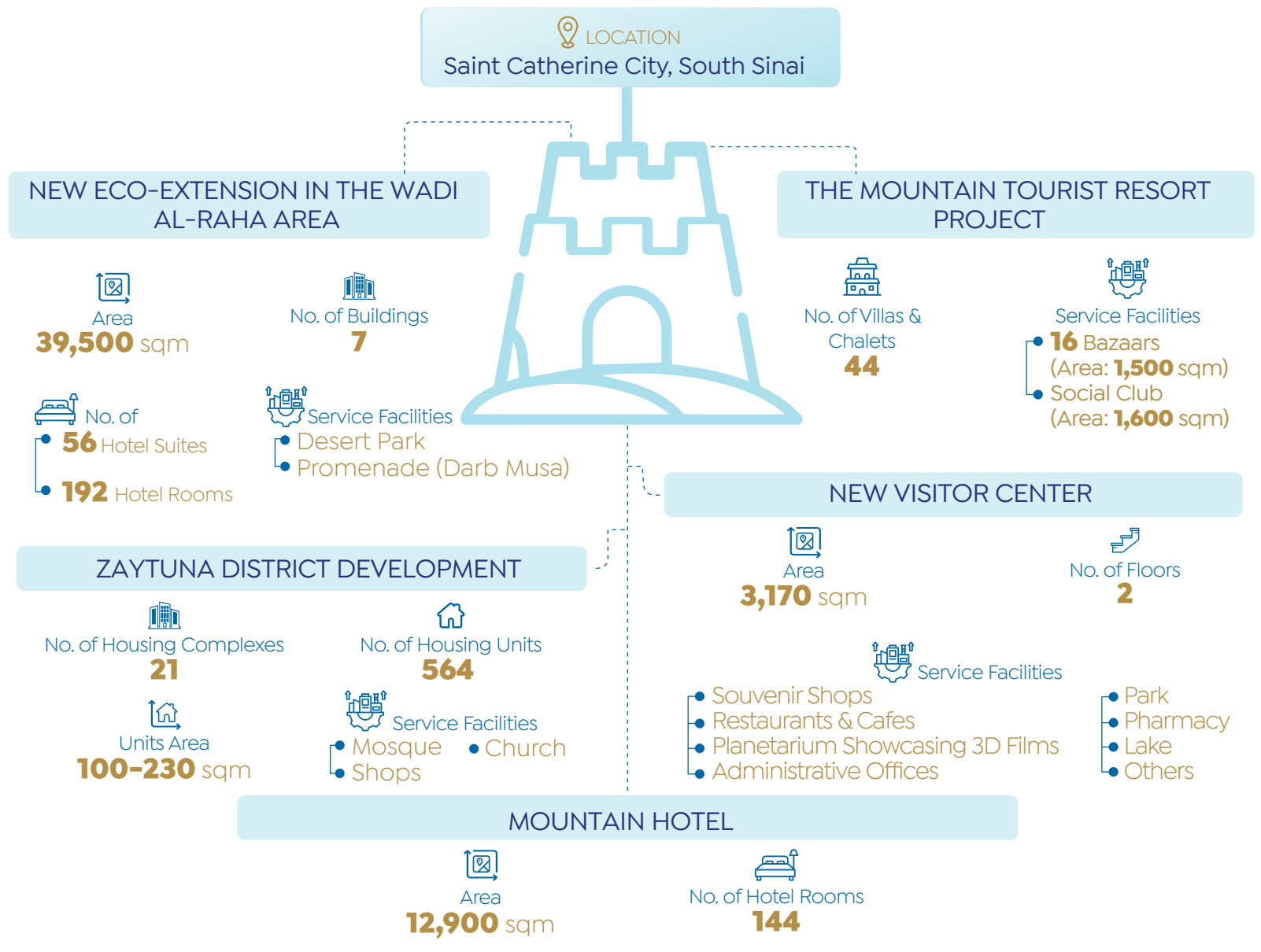
**"TOGETHER WE BUILD THE FUTURE" INITIATIVE**

**60** No. of Target Plots

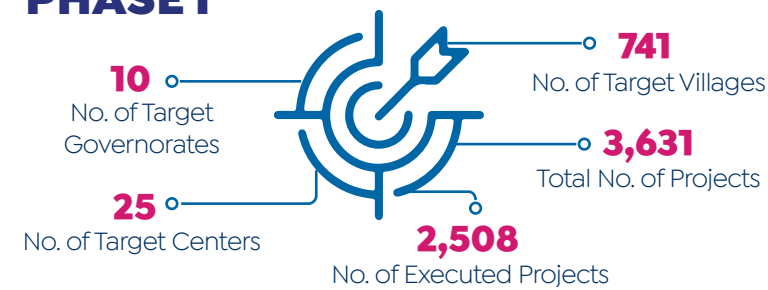
**250 Acres** Area

Source: Cabinet

# PROGRESS OF THE GREAT TRANSFIGURATION PROJECT



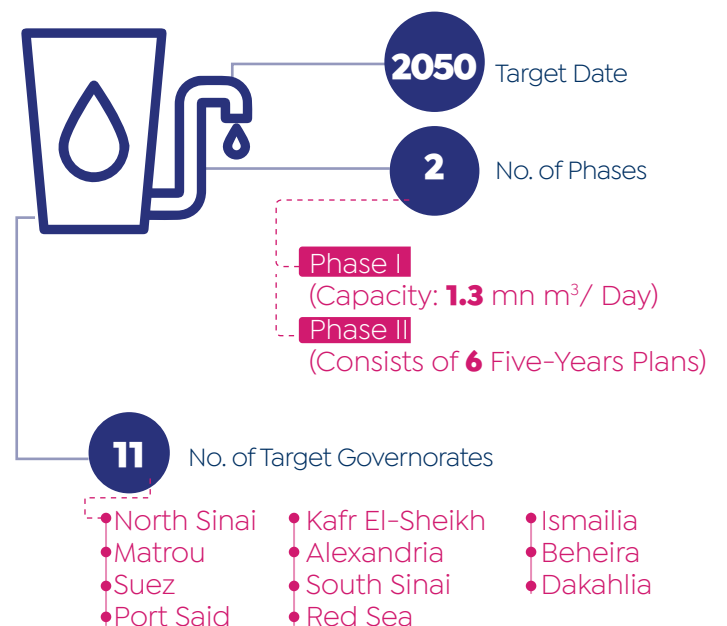
## HAYAH KARIMA INITIATIVE "PHASE I"



### EXECUTED PROJECTS

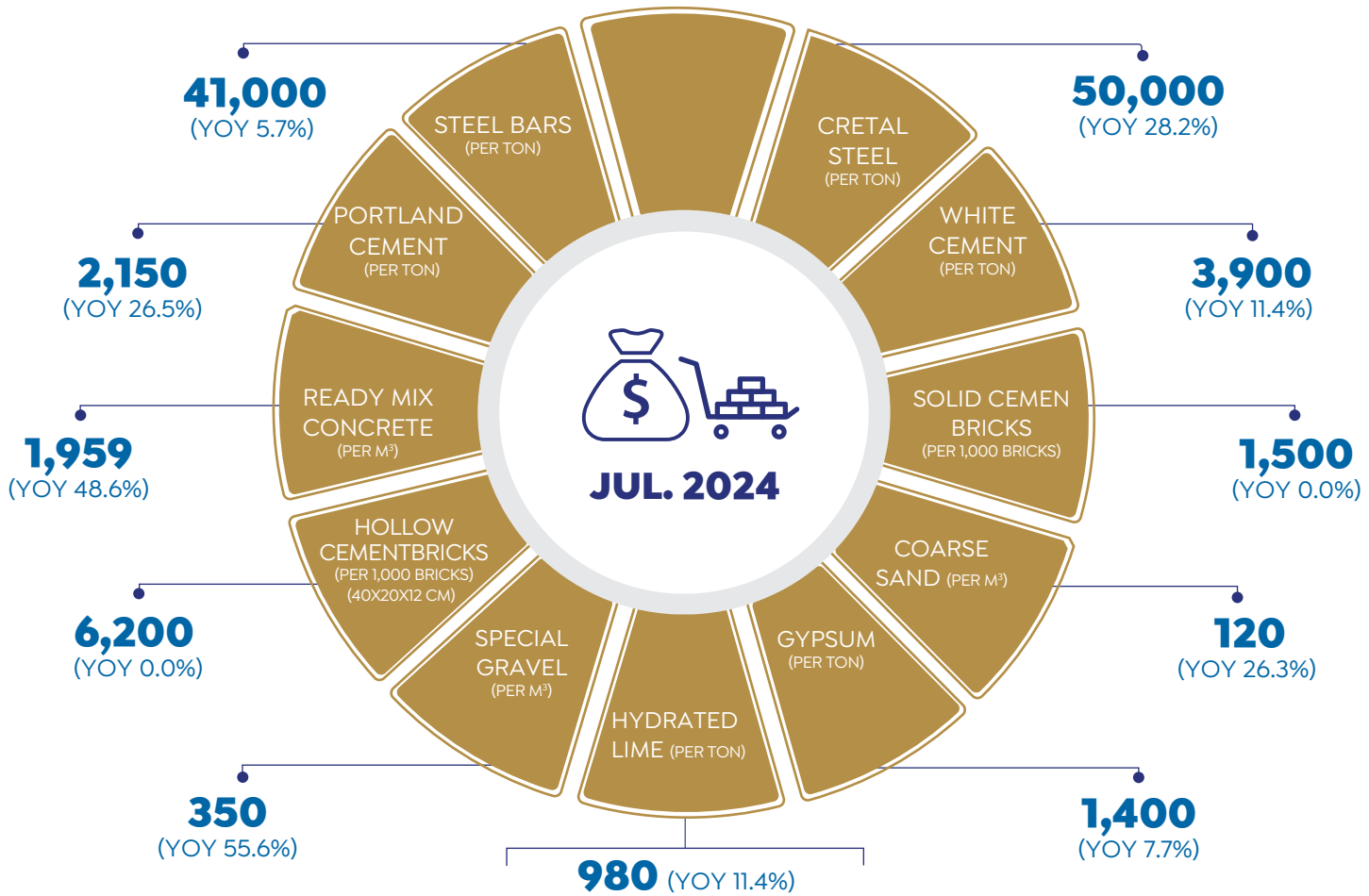
- 176** Government Service Complexes
- 646** Electricity Network Projects
- 171** Agricultural Service Complexes
- 25** Housing Buildings "Sakan Kareem"
- 453** Irrigation Bridges
- 467** Youth Centers
- 185** Ambulance Points
- 35** Road Projects
- 225** Medical Units & Centers
- 125** Social Units

## SEAWATER DESALINATION STRATEGY



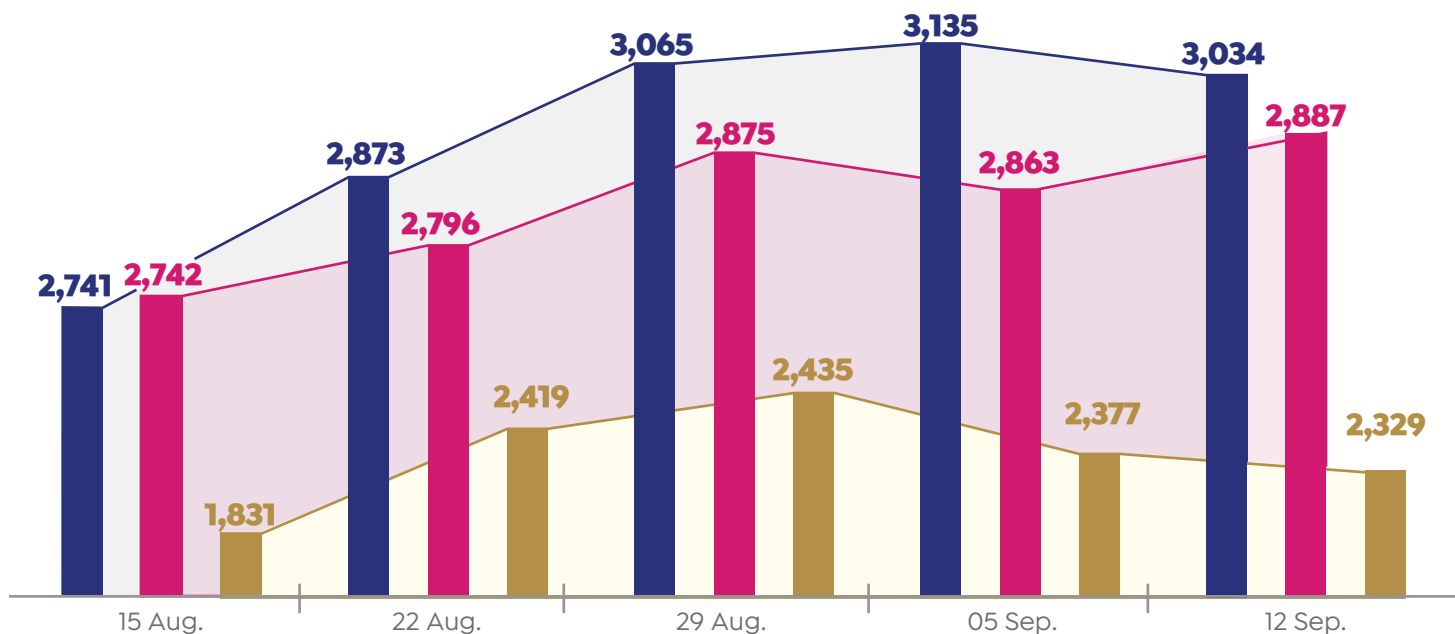
Source: Cabinet

## PRICES OF CONSTRUCTION MATERIALS (EGP)



## PERFORMANCE OF REAL ESTATE, CONSTRUCTION & BUILDING MATERIALS' INDICES IN EGX

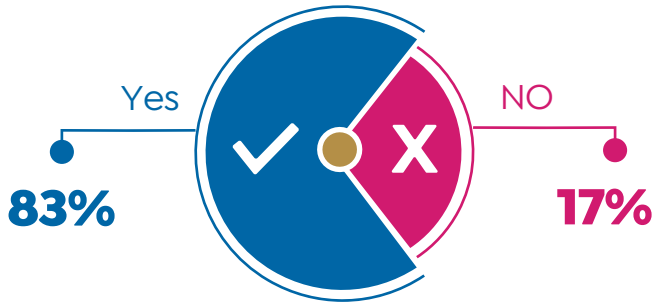
■ REAL ESTATE    
 ■ CONTRACTING & CONSTRUCTION ENGINEERING    
 ■ BUILDING MATERIALS



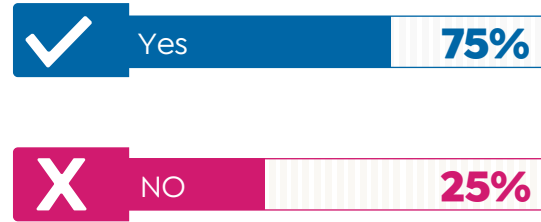
Source: MHUC & EGX

# MONTHLY SURVEY (PURCHASING POWER)

## DESIRE TO PURCHASE



## ABILITY TO PURCHASE




## MOST SUITABLE PAYMENT METHODS



## OPTIMUM PAYMENT PLANS (YRS)



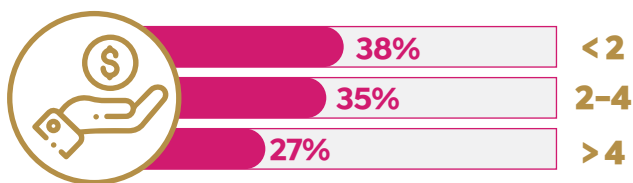
## HIGH-DEMAND UNIT TYPES



## HIGH-DEMAND RESIDENTIAL UNIT TYPES



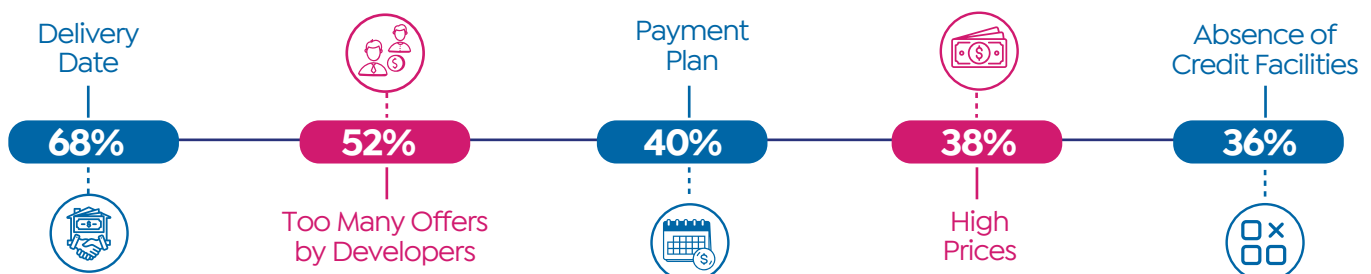
## PREFERRED PRICES (MN)



## EXPECTED FUTURE PRICES



## OBSTACLES FACING POTENTIAL BUYERS



Source: Invest-Gate R&A

The background features a light, faded image of palm trees. Overlaid on this are several diagonal, overlapping geometric shapes in various shades of purple and blue, creating a modern, abstract design.

# **NEW CITIES**

## UPDATE





# NEW CITIES Updates 2024



## NEW ADMINISTRATIVE CAPITAL (NAC)

### CENTRAL BUSINESS DISTRICT

 **20**  
NO. OF TOWERS

#### ▶ 10 MIXED-USE TOWERS

 **806,000** sqm  
AREA

 **80-175** m  
HEIGHT

#### ▶ CRESCENT TOWERS

 **4** Connected Towers  
NO. OF TOWERS

 Up to **64** m  
HEIGHT

#### ▶ 5 RESIDENTIAL TOWERS

 **102,000** sqm  
AREA

 **152-200** m  
HEIGHT

 **1,700**  
NO. OF HOUSING UNITS

#### ▶ ICONIC TOWER

 **266,000** sqm  
AREA

 **400** m  
HEIGHT

 NO. OF FLOORS  
 — **40** Floors for Administrative Units  
 — **10** Floors for Hotel Apartments (**52** Apartments)  
 — **30** Floors for Hotel (**183** Rooms)

### CAPITAL PARK

 **1,000** Acres+  
AREA

 **10** km+  
LENGTH

### CAPITAL RESIDENCE (R3)

 **1,016** Acres  
AREA

 **8**  
NO. OF NEIGHBORHOODS

 **24,130**  
NO. OF HOUSING UNITS

 INCLUDE  
 — **697** Residential Buildings (**19,944** Housing Units)  
 — **328** Villas  
 — **157** Townhouses (**624** Housing Units)  
 — **64** Mixed Residential Buildings  
 (**2,560** Housing Units)  
 — **9** Mixed-Use Buildings (**674** Housing Units)

Source: NUCA & Cabinet

NEW GARDEN CITY (R5)



**885** Acres  
AREA



**385**  
NO. OF BUILDINGS



**21,494**  
NO. OF HOUSING UNITS



**513**  
NO. OF COMMERCIAL UNITS



**456**  
NO. OF VILLAS

NEW ALAMEIN CITY



**48,000** Acres  
TOTAL AREA

**5,512** Acres  
AREA OF INDUSTRIAL ZONE



**40,000**  
TOTAL NO. OF SOCIAL HOUSING UNITS

PHASE I



**14,500** Acres  
AREA



**126**  
NO. OF DEVELOPMENT PROJECTS



**5 (2,630 Units)**  
NO. OF TOWERS IN SOUTH AREA



**23 (6,000 Residential, Commercial & Administrative Units)**  
NO. OF BEACH TOWERS

► DELIVERY PLAN



**3,600** (Downtown, Sakan Masr & Distinguished Housing)  
NO. OF DELIVERED UNITS BEFORE AUG.2024



**1,238**  
NO. OF DELIVERED UNITS DURING AUG.2024  
 - **519** in Beach Towers  
 - **208** in Latin Area  
 - **511** in Mazarine Compound (**83** Villas, **300** Chalets & **128** Housing Units)

► COMPLETION & DELIVERY PLAN TILL JUN.2025



NO. OF EXECUTED HOUSING UNITS  
**11,549** (Latin Area, Downtown & Mazarine Compound)  
**5,000** (Housing For All Egyptians Initiative)



NO. OF DELIVERED UNITS  
**8,000** (Latin Area, Downtown & Mazarine Compound)  
**2,000** (Social Housing, Sakan Masr & Distinguished Housing)

HOUSING FOR ALL EGYPTIANS INITIATIVE FOR MIDDLE-INCOME



**83**  
NO. OF UNDERWAY BUILDINGS



**1,992**  
NO. OF UNDERWAY HOUSING UNITS

▶ SERVICE FACILITIES

Commercial Market

Medical Unit

Playground

Nursery

School

## NEW OCTOBER CITY

### HOUSING FOR ALL EGYPTIANS INITIATIVE

 **154,000**  
NO. OF DELIVERED HOUSING UNITS

 **86**  
NO. OF UNDERWAY & EXECUTED SERVICE PROJECTS

 INCLUDE  
**15** Nurseries  
**14** Medical Units

 **3** Youth Centers  
**1** Police Complex

 **20** Schools  
**27** Commercial Markets

 **5** Playgrounds  
**1** Social Club

## SHROUK CITY

### SAKAN MASR

 **105**  
NO. OF BUILDINGS

 **2,520**  
NO. OF HOUSING UNITS

 **2,100**  
NO. OF DELIVERED UNITS

### PRIMARY SCHOOL

 **Neighbourhood No. 8**  
LOCATION

 **5,670 sqm**  
AREA


 **Ground & 3 Floors**  
NO. OF FLOORS


 **33 Classrooms**  
CAPACITY

 Underway with Very Advanced Completion Rate  
CURRENT STATUS

## BADR CITY

### RESIDENCE FOR NAC'S EMPLOYEES

 NO. OF BUILDINGS  
**196** "Phase II"  
**295** "Phase III"

 NO. OF HOUSING UNITS  
**4,704** "Phase II"  
**7,080** "Phase III"

## HOUSING FOR ALL EGYPTIANS INITIATIVE

### ▶ DISTINGUISHED HOUSING UNITS



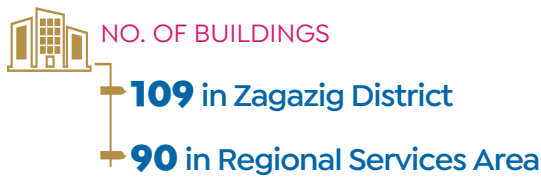
### ▶ MIDDLE-INCOME UNITS



## 10TH OF RAMADAN

### HOUSING FOR ALL EGYPTIANS INITIATIVE

#### ▶ GREEN BUILDINGS



#### ▶ PRESIDENTIAL INITIATIVE FOR MIDDLE-INCOME



## NEW CAIRO

### HOUSING FOR ALL EGYPTIANS INITIATIVE



## 15TH MAY CITY

### HOUSING FOR ALL EGYPTIANS INITIATIVE

#### ▶ LOW-INCOME



**Al-Narges**  
LOCATION



**465**  
NO. OF BUILDINGS



**11,160**  
NO. OF HOUSING UNITS

#### ▶ MIDDLE-INCOME



**Al-Krnfi**  
LOCATION



**91**  
NO. OF BUILDINGS



**2,184**  
NO. OF HOUSING UNITS

## WEST QENA

### SAKAN MISR



**30**  
NO. OF BUILDINGS



**720**  
NO. OF HOUSING UNITS



**84%**  
COMPLETION RATE

### COMPLETION RATE OF INFRASTRUCTURE



**88%**  
ROAD PROJECTS



**91%**  
WATER NETWORK



**90%**  
SANITATION NETWORK



**73%**  
IRRIGATION NETWORK



**92%**  
WATER PURIFICATION STATION

## NEW QENA

### HOUSING FOR ALL EGYPTIANS INITIATIVE

#### ▶ SITE OF 23 BUILDINGS



**552**  
NO. OF HOUSING UNITS



**90 sqm**  
UNITS AREA



**97.5%**  
COMPLETION RATE

#### ▶ SITE OF 5 BUILDINGS



**180**  
NO. OF HOUSING UNITS



**75 sqm**  
UNITS AREA



**83%**  
COMPLETION RATE

# **PRIVATE REAL ESTATE PROJECTS**

UPDATE



Updates 2024



# PRIVATE REAL ESTATE PROJECTS

## NEW RESIDENTIAL PROJECTS / 5 PROJECTS

### LUMIA LAGOONS

Developer: Dubai Developments



R8, NAC  
LOCATION



37 Acres  
AREA



SUPPLY VOLUME

Unit Types: Studios, Two-Bedroom, Three-Bedroom, Lagoon Garden House & Lagoon Sky House

Units Area: Start -> 54 sqm

Schools, Commercial Hubs, Hotels, Mosques, Medical Facilities, 4,800-sqm Sports Club, Restaurant, Cafes, Kids' Area, Parking & Others

### ZAYARD NORTH STRIKE

Developer: Palmier Developments



New Sheikh Zayed City  
LOCATION



20 Acres  
AREA



Luxury Villas & Twin Houses  
UNIT TYPES



within 4 Yrs  
DELIVERY DATE

### GÜL

Developer: Harva Developments



October Gardens  
LOCATION



2028  
COMPLETION DATE



EGP 1.5 bn  
INVESTMENTS



SUPPLY VOLUME

No. of Buildings: 18

Units Area: 90-180 sqm

Commercial Area, Mosque & Social Club



2025  
CONSTRUCTION DATE

### ACACIA

Developer: Al Rashed Developments



October Gardens  
LOCATION



8 Acres  
AREA



SUPPLY VOLUME

No. of Buildings: 12

No. of Units: 230

Units Area: 130-195 sqm

Gym, Spa, Shopping Mall, Kids' Area, Garage & Mosque

### BEGONIA RESIDENCE

Developer: Menassat Developments



New Cairo  
LOCATION



25 Acres  
AREA



Each Building: Ground & 4 Floors  
NO. OF FLOORS

Source: Developers' Official Statements



## NEW COASTAL PROJECTS / 6 PROJECTS

### MALAGA

Developer: *Maalem Group*



Sidi Abdel Rahman,  
North Coast  
(Kilo **124**)  
LOCATION



**105 Acres**  
AREA



Close to EGP **20 bn**  
INVESTMENTS



SUPPLY VOLUME  
Unit Types: Chalets & Villas  
No. of Units: **1,800**  
Green Spaces, Landscapes  
& Water Features

### OGAMI

Developer: *SODIC*



Ras El Hekma,  
North Coast  
LOCATION



**440 Acres**  
AREA



**1,900**  
NO. OF UNITS



**2029**  
COMPLETION DATE

### REMAL NORTH COAST

Developer: *Mezyan Real Estate Development*



Ras El Hekma,  
North Coast  
LOCATION



**63,000 sqm**  
AREA



Within **3 Yrs** from  
Contract Date  
DELIVERY DATE



SUPPLY VOLUME  
Unit Types: Chalets,  
Duplexes, Twin Houses  
& Villas  
No. of Units: **300**  
Units Area: **65-300 sqm**

### SANSA

Developer: *Premier Development*



North Coast (Kilo **82**)  
LOCATION



**12 Acres**  
AREA



EGP **1.5 bn**  
INVESTMENTS



Within **3 Yrs**  
DELIVERY DATE



SUPPLY VOLUME  
Smart City, Swimming  
Pools & Crystal Lagoon  
Lakes

### WANAS

Developer: *Master Group*



North Coast  
LOCATION



SUPPLY VOLUME  
Studios, Chalets & Hotel-  
Style Units

Hotel, Shopping Mall,  
Aqua Park & Crystal  
Lagoon

### LAVERTA BAY

Developer: *Al-Safwa Development*



Ras El Hekma, North  
Coast  
LOCATION



**18 Acres**  
AREA



SUPPLY VOLUME  
Each Building: Ground  
Floor Gardens & **2 Floors**



## NEW ADMINISTRATIVE PROJECTS / 1 PROJECT

### SELA BUSINESS HUB

Developer: *Rwabet Developments*



Financial District, NAC  
LOCATION



6,000 sqm  
AREA



SUPPLY VOLUME  
Ground & 7 Floors

No. of Offices: 300

Units Area: Start-> 50 sqm



EGP 4 bn+  
INVESTMENTS

## NEW MIXED-USE PROJECTS / 8 PROJECTS

### SUD PIXEL

Developer: *Safwa Urban Development (SUD)*



Fifth Settlement  
LOCATION



3,678 sqm  
AREA



SUPPLY VOLUME  
Commercial & Administrative Units  
2 Basements, Ground & 6 Floors  
1<sup>st</sup> Floor for Commercial Units &  
5 Floors for Administrative Units

### STONE CAPITAL

Developer: *Emerald Developments*



MU23, NAC  
LOCATION



6,600 sqm  
AREA



EGP 3 bn  
INVESTMENTS



Commercial, Administrative  
& Medical Units  
UNIT TYPES

### RÊVE DU NIL

Developer: *NOVARA Real Estate Development*



Maadi Corniche  
LOCATION



SUPPLY VOLUME  
Residential, Commercial,  
Administrative & Hotel Units  
Ground & 20 Floors

### LA PASSAGE D'ANCHOR

Developer: *Anchor Developments*



NAC  
LOCATION



SUPPLY VOLUME  
Commercial, Medical &  
Administrative Units

Underground, Ground  
& 2 Floors

### JUNO PLAZA

Developer: *DOROOb Development*



Sheikh Zayed City  
LOCATION



30,000 sqm  
AREA



SUPPLY VOLUME  
Commercial &  
Entertainment Spaces

### CUADRO MALL

Developer: El Khalifa Group



Sheikh Zayed City  
LOCATION



5,500 sqm  
AREA



EGP 500 mn+  
INVESTMENTS



EGP 1.5 bn  
EXPECTED SALES VALUE



Within 36 Months  
from Commencement  
COMPLETION & DELIVERY  
DATE



SUPPLY VOLUME  
Administrative & Commercial  
Units  
Ground & 2 Floors  
No. of Units: 110  
Units Area: 24-600 sqm

### NEW PROJECT (NAME N/A)

Developer: Home Group Developments in partnership with Saudi Arabia's Aseel Group



New Cairo  
LOCATION



EGP 1 bn+  
INVESTMENTS



within 3 Yrs  
DELIVERY DATE



SUPPLY VOLUME  
Commercial, Adminis-  
trative & Medical Units  
2 Underground, Ground  
& 6 Floors

### NEW PROJECT (NAME N/A)

Developer: Mass Developments



New Cairo  
LOCATION



30,600 sqm  
AREA



EGP 22 bn  
INVESTMENTS



## PROJECTS UNDERWAY / 19 PROJECTS

### THE CAPITAL

Developer: Wady Valley Developments



10th of Ramadan City  
LOCATION



7.5 Acres  
AREA



EGP 2 bn  
INVESTMENTS



SUPPLY VOLUME  
No. of Units: 124 Villas



CURRENT STATUS  
Starting the Construction  
of Phase I

Launching Phase II

Smart Compound, Green  
Spaces, Commercial Mall,  
Restaurants, Kids' Area,  
Supermarket, Gym & Others

### RUE DE RIVOLI

Developer: Anchor Developments



NAC  
LOCATION



10,815 sqm  
AREA



Ground & 2 Floors  
NO. OF FLOORS



Launching Phase II  
CURRENT STATUS

### LASIRENA OYOUN MOUSA

Developer: Lasirena Group

 **Ras Sedr**  
LOCATION

 **97 Acres**  
AREA

 SUPPLY VOLUME  
**500-m Beachfront, Green Spaces Beachfront, Swimming Pools, Commercial Services Zone, Playgrounds & Aqua Park**

### LASIRENA BAY RESORT

Developer: Lasirena Group

 **Ras Sedr**  
LOCATION

 **160 Acres**  
AREA

 SUPPLY VOLUME  
**650-m Beachfront, Green Spaces, Swimming Pools, Commercial Services Zone, Sandy Beach, Fishing Marina, Hotel & Recreational Areas**

### LAVENTO RESORT

Developer: Lasirena Group

 **Ras Sedr**  
LOCATION

 **120 Acres**  
AREA

 **2025**  
COMPLETION DATE OF PHASE I

 SUPPLY VOLUME  
**850-m Beachfront, Swimming Pools, Entertainment Zone, Cafes, Kids' Area & Playgrounds**

### GOLDEN HUB

Developer: Golden View Developments

 **New Cairo**  
LOCATION

 **10,000 sqm**  
AREA

 **Sales of Phase I is Nearing Completion**  
CURRENT STATUS

 SUPPLY VOLUME  
**Commercial, Medical & Administrative Units**  
**Ground & 3 Floors**

### INIZIO

Developer: Zaytoun Development

 **NAC**  
LOCATION

 **10,500 sqm**  
AREA

 **180**  
NO. OF UNITS

 **95%**  
CONSTRUCTION RATE

### UNI TOWER 1 & UNI TOWER 2

Developer: UC Developments

 **NAC**  
LOCATION

 Each Tower: **11,000 sqm**  
BUA

 **EGP 2 bn+**  
INVESTMENTS

 Each Tower: **Ground & 10 Floors**  
NO. OF FLOORS

 **90%**  
COMPLETION RATE OF CONCRETE WORK

 **2025**  
COMPLETION DATE

### PYRAMIDS PLAZA MALL

Developer: Frimo Developments

 **3,250 sqm**  
AREA

 **Launching New Phase**  
CURRENT STATUS

## AROMA AIN SOKHNA

Developer: Residence Developments



Ain Sokhna (Kilo **34** on Ain Sokhna-Suez Road)  
LOCATION



**85** Acres  
AREA



**4**  
NO. OF PHASES



EGP **6 bn+**  
INVESTMENTS



CURRENT STATUS  
Phase I & II have been Delivered  
Construction of Phase III is Completed  
Completion Date of Phase III: End-**2024**

## EPIC COMPLEX

Developer: Egy Holding Developments



NAC  
LOCATION



**13,100** sqm  
AREA



Internal Finishing  
Rate: **80%**  
CURRENT STATUS



SUPPLY VOLUME  
Commercial, Administrative,  
Medical & Hotel Units  
No. of Floors: **9**

## MORAYA

Developer: Edge Stone



R8, NAC  
LOCATION



**25** Acres  
AREA



**4**  
NO. OF PHASES



EGP **1 bn**  
ACHIEVED SALES



EGP **4 bn+**  
TARGET SALES BY  
END-2024



CURRENT STATUS  
Phase I is Sold out  
Construction Rate: **70%**



SUPPLY VOLUME  
No. of Units: **1,050**  
Residential Units Area: **154-310** sqm  
Administrative & Commercial Mall

## NAIA BAY

Developer: Naia Development



Ras El Hekma, North  
Coast  
LOCATION



**470,400** sqm  
AREA



Villas, Twin Houses,  
Townhouses & Chalets  
UNIT TYPES



**2025**  
DELIVERY DATE OF  
PHASE I



**720** (Residential Units)  
& **250** (Hotel Units)  
NO. OF UNITS



CURRENT STATUS  
Launching New Luxurious  
Phase Featuring  
Standalone Villas Called  
"Fira"

## MENORCA ZAYED

Developer: Mardev Developments



New Zayed  
LOCATION



**40.5** Acres  
AREA



Various Villas  
UNIT TYPES



**2025**  
CONSTRUCTION DATE

### ALVA

Developer: Harva Developments



October Gardens  
LOCATION



4,000 sqm  
AREA



EGP 1.5 bn  
INVESTMENTS



Ground & 2 Floors  
SUPPLY VOLUME

### ALBUROUJ

Developer: IMKAN Misr



New Heliopolis  
LOCATION



EGP 1.6 bn  
INVESTMENTS

#### 3 NEW RESIDENTIAL ZONES



192,073 sqm  
AREA



86,892 sqm  
BUA



348  
NO. OF UNITS



Twin Houses, Townhouses  
& Standalone Villas  
UNIT TYPES



Within 24 Months  
COMPLETION DATE

### LA VITA 4

Developer: La Vita Development



North Coast  
LOCATION



6 Acres  
AREA



SUPPLY VOLUME  
No. of Units: 750

Swimming Pools, Kids' Areas, Gym, Mosque & Aqua Park



DELIVERY DATE  
Phase I: Within 2.5 Yrs  
Phase II: Within 3 Yrs

### SHERATON 2

Developer: IMS Developments



Sheraton, Heliopolis  
LOCATION



Sales Rate of  
Phase I: 50%  
CURRENT STATUS

### KOUN

Developer: Mabany Edris Company



North Coast  
(Kilo 201)  
LOCATION



110 Acres  
AREA



SUPPLY VOLUME  
Unit Types: Villas, Twin Houses,  
Townhouses & Chalets  
No. of Units: 1,500

The background features a blurred image of palm trees against a light sky. Overlaid on this are several large, overlapping geometric shapes in shades of purple and blue, creating a modern, abstract design. The text is centered in the upper half of the page.

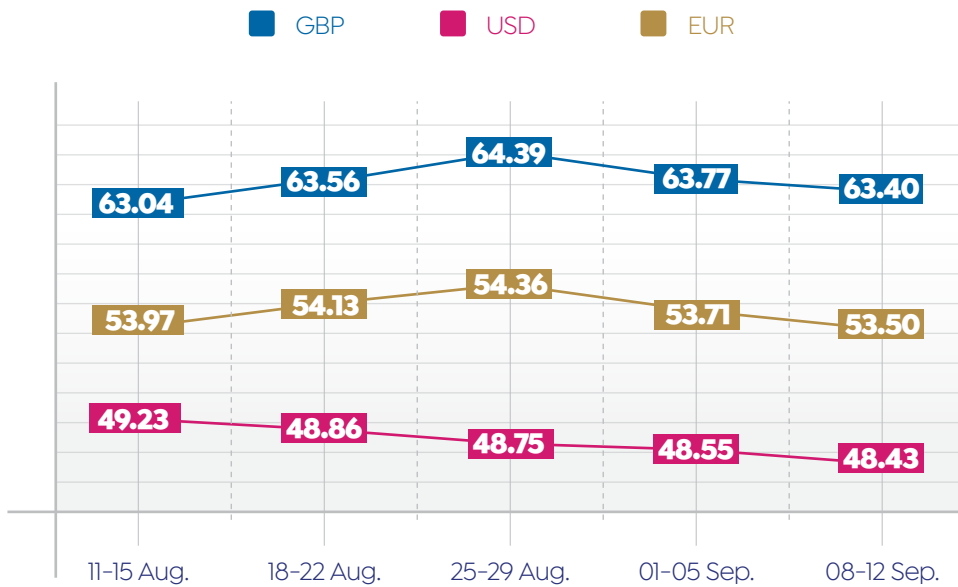
# **ECONOMIC**

## SNAPSHOT

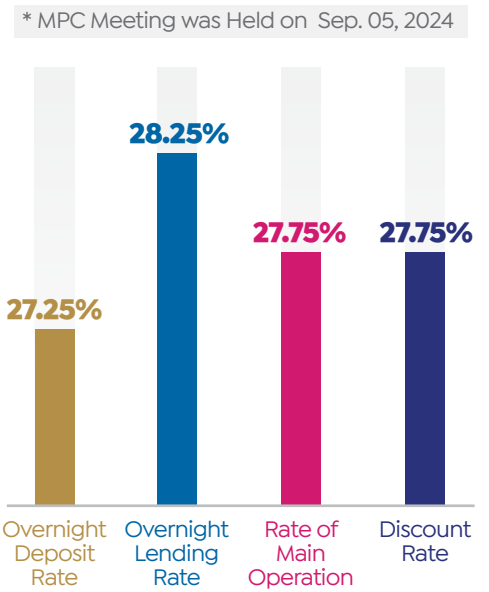
# 2024 Updates 2024 ECONOMIC SNAPSHOT



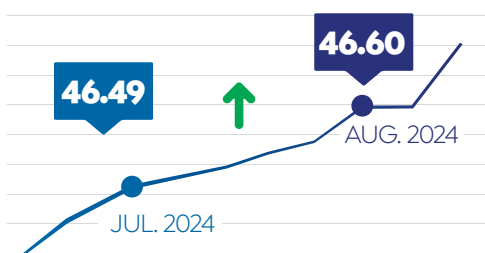
## EXCHANGE RATES



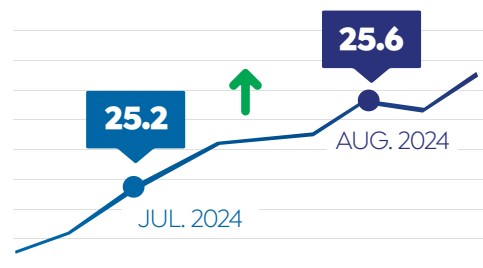
## INTEREST RATES



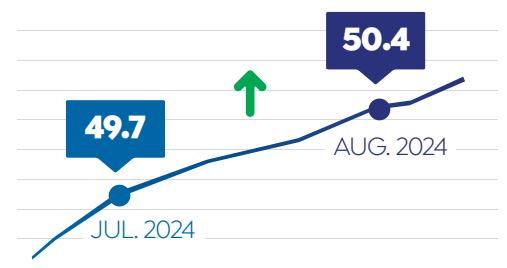
## NET INTERNATIONAL RESERVES (USD BN)



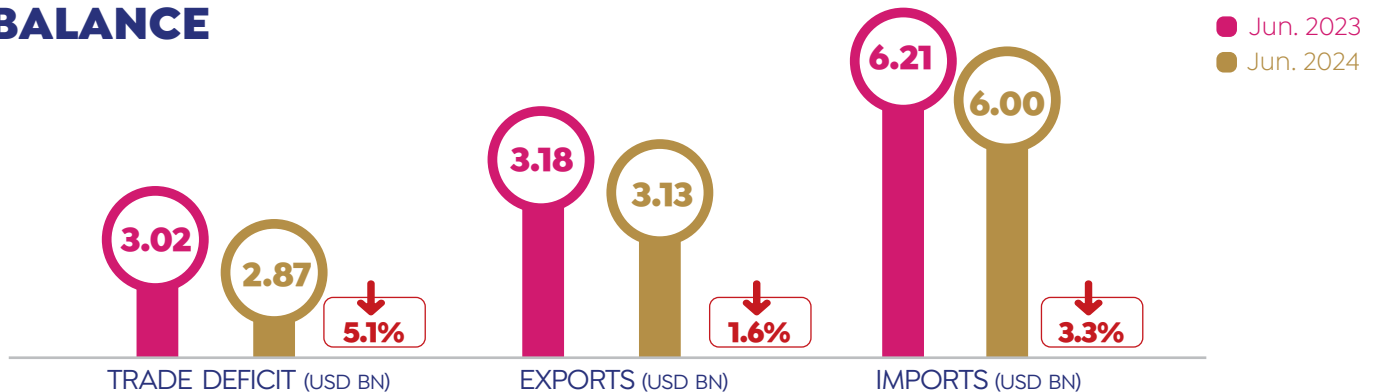
## ANNUAL HEADLINE INFLATION RATE (%)



## PURCHASING MANAGERS' INDEX (PMI)

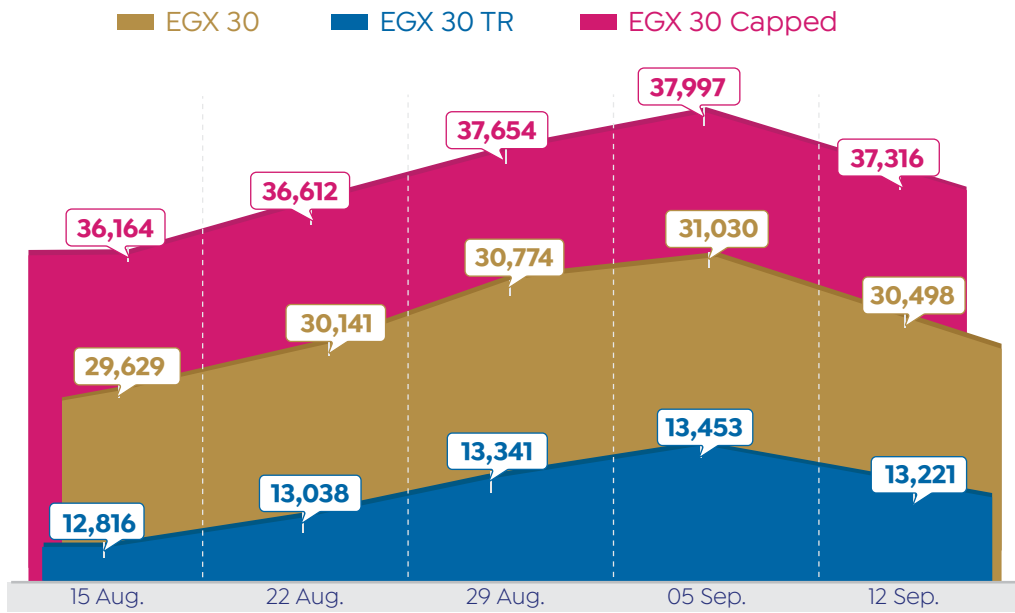


## TRADE BALANCE

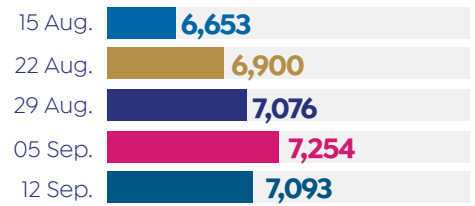


Source: CAPMAS, S&P Global & CBE

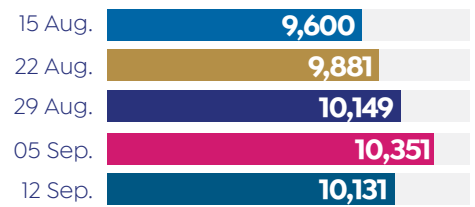
# EGX INDICATORS



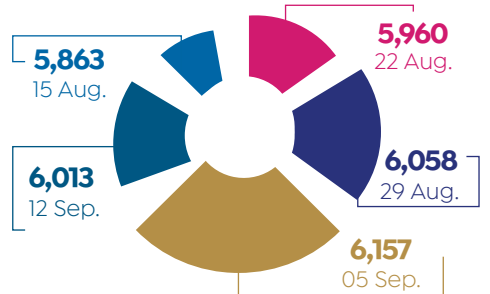
## EGX 70 EWI



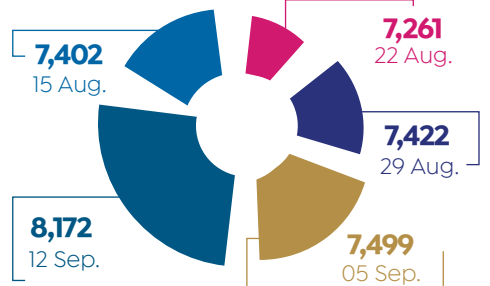
## EGX 100 EWI



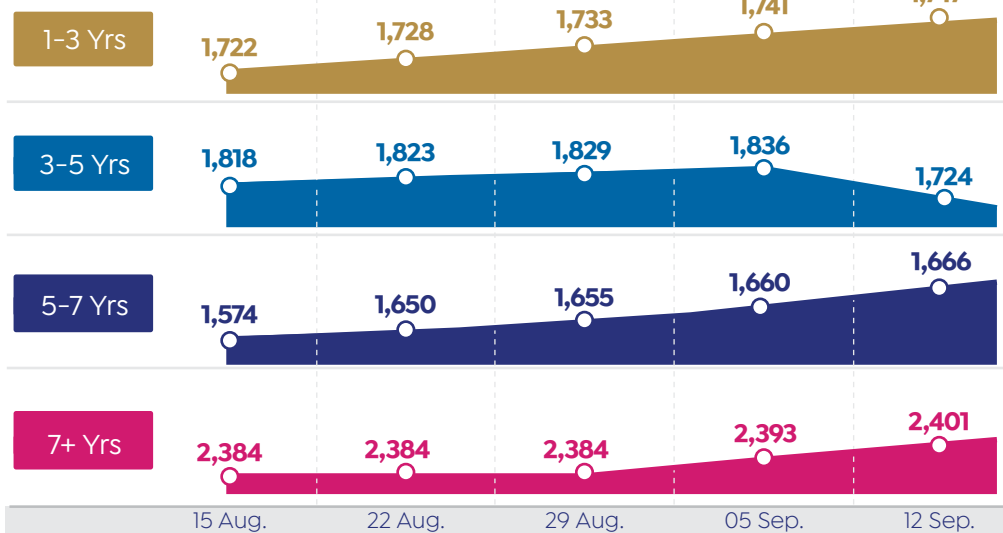
## SP/EGX ESG



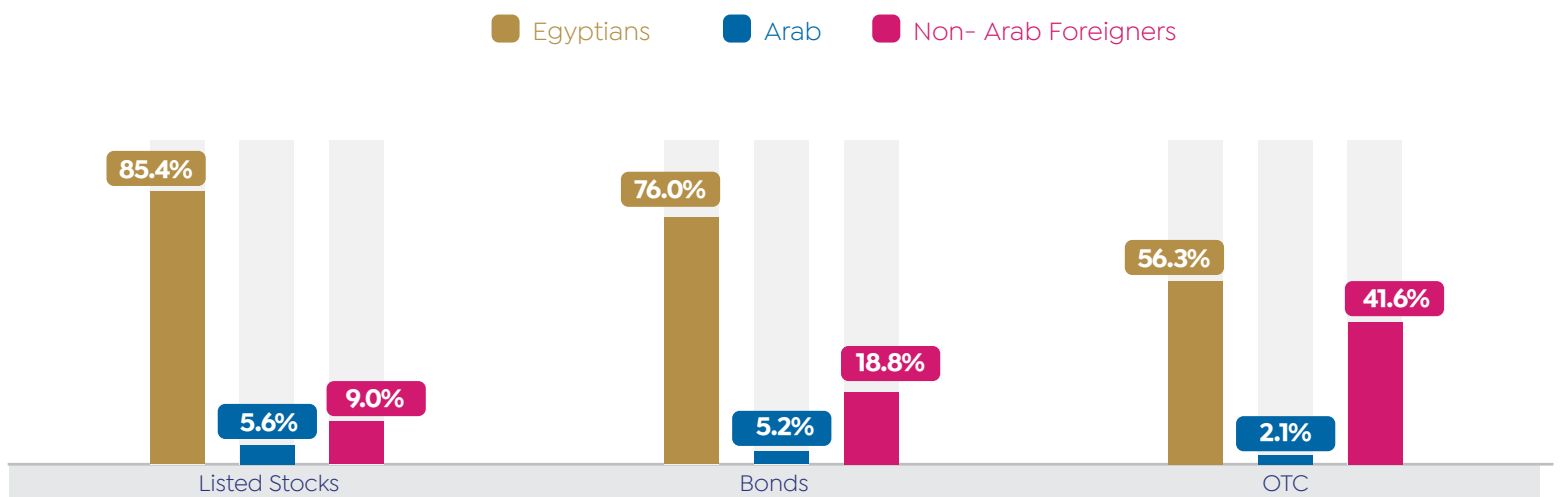
## TAMAYUZ



## T-BOND



## TOTAL INVESTORS' TRADING ACTIVITIES BY MARKETS DURING AUG. 2024 (INC. DEALS)\*



\* Total Buy + Sell

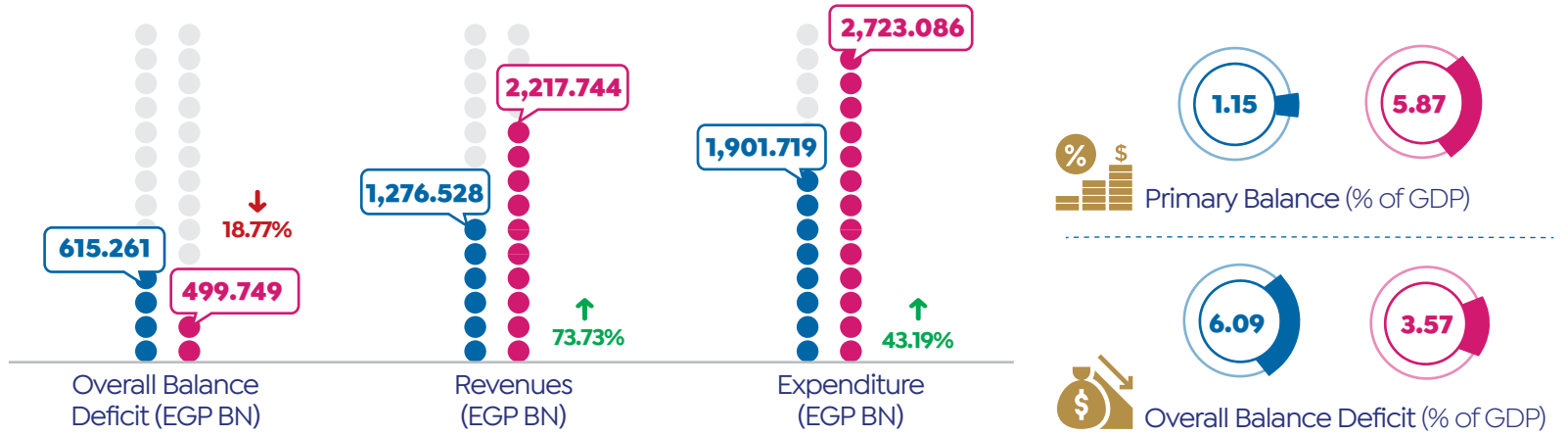
Source: EGX



## FISCAL SECTOR PERFORMANCE

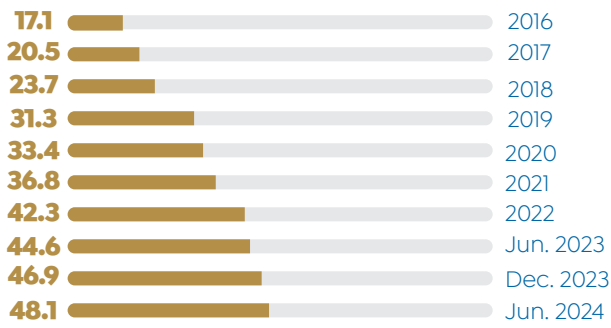
Jul.-May (FY 2022/23)

Jul.-May (FY 2023/24)



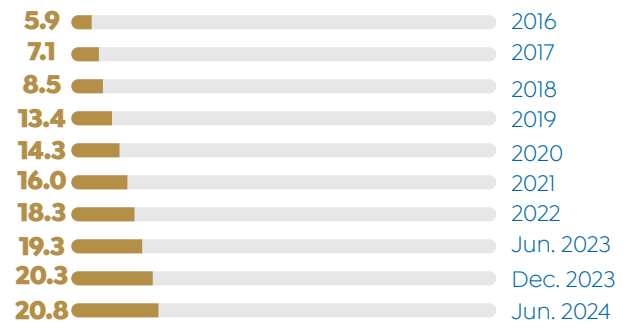
## FINANCIAL INCLUSION INDICATORS

**No. of Citizens Who Own Transactional Accounts (16 Years and above) (MN)**



**181%** Growth Rate (2016 - Jun.2024)

**No. of Females Who Own Transactional Accounts (MN)**



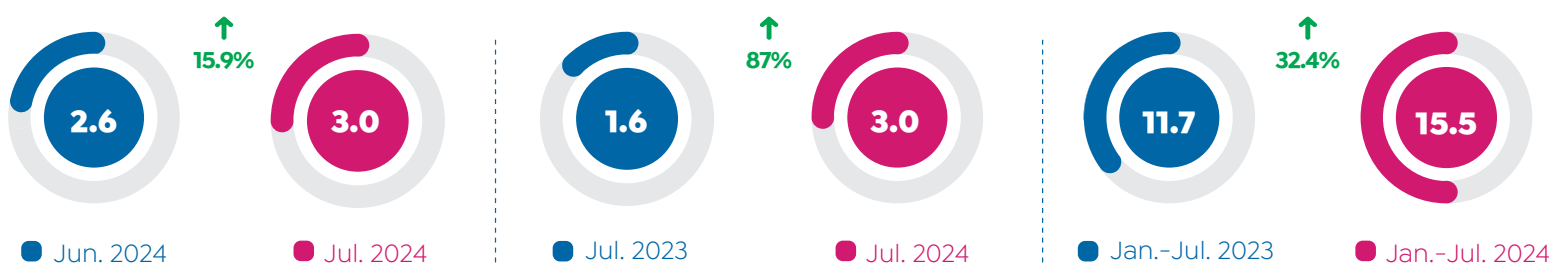
**252%** Growth Rate (2016 - Jun.2024)

**No. of Citizens Who Own Transactional Accounts (16-35 Years Old) (MN)**



**51%** Growth Rate (2020 - Jun.2024)

## REMITTANCES OF EGYPTIANS WORKING ABROAD (USD BN)



Source: CBE & MOF