

# MARKET WATCH

## OCTOBER 2024

11 AUG. - 12 SEP.

BY  
YASSEN MAHMOUD  
MOHAMED SAYED

The background of the cover features a blurred image of palm trees against a light sky. The design is accented with bold, diagonal stripes in shades of purple and blue that sweep across the frame from the top right and bottom left corners.

# REAL ESTATE

MARKET  
UPDATES

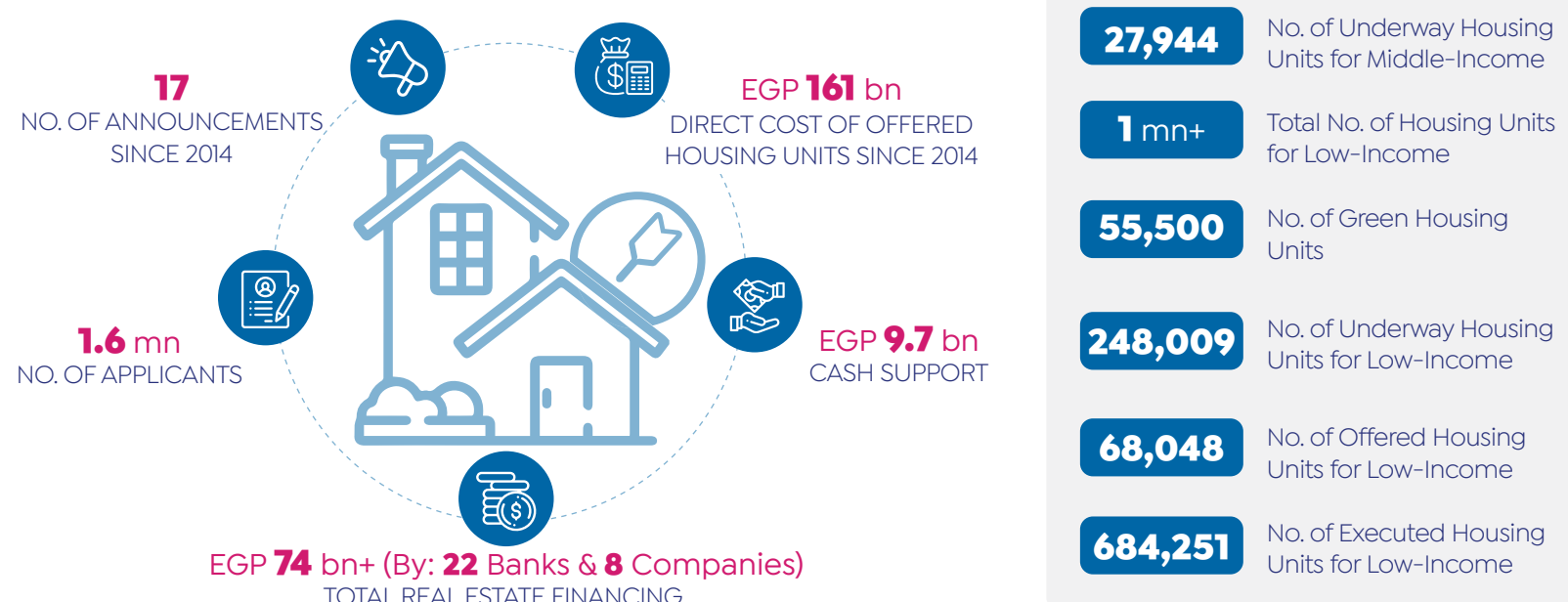
# 01

## Updates 2024

# REAL ESTATE MARKET

## SOCIAL HOUSING AND MORTGAGE FINANCE FUND ACHIEVEMENTS

### HOUSING FOR ALL EGYPTIANS INITIATIVE



## DEVELOPMENT OF UPPER EGYPT

### LOCAL DEVELOPMENT PROGRAM



### HOUSING FOR ALL EGYPTIANS INITIATIVE



## CENTRAL AGENCY FOR RECONSTRUCTION ACHIEVEMENTS IN MIDDLE NORTH COAST



Source: Cabinet

## URBAN DEVELOPMENT OF GOVERNORATE CAPITALS AND MAJOR CITIES INITIATIVE

### HOUSING FOR ALL EGYPTIANS INITIATIVE IN SUEZ GOVERNORATE


**13,000+**

NO. OF UNDERWAY HOUSING UNITS



#### SUPPLY VOLUME

- Commercial Units
- Mosques
- Nurseries
- Bakeries
- Administrative Units
- Schools
- Markets

|                      | 1 <sup>ST</sup> PLOT | 2 <sup>ND</sup> PLOT | 3 <sup>RD</sup> PLOT |
|----------------------|----------------------|----------------------|----------------------|
| AREA                 | <b>53</b> Acres      | <b>60</b> Acres      | <b>85</b> Acres      |
| NO. OF BUILDINGS     | <b>158</b>           | <b>162</b>           | <b>243</b>           |
| NO. OF HOUSING UNITS | <b>3,792</b>         | <b>3,888</b>         | <b>5,832</b>         |

## UPDATES ON SOOR MAGRA EL-OYOUN DEVELOPMENT


**79**

NO. OF BUILDINGS



**1,924**

NO. OF HOUSING UNITS



CURRENT STATUS

- Working on the Last Phase
- Units will be Delivered Soon



COMMERCIAL, ADMINISTRATIVE &amp; ENTERTAINMENT MALL INCLUDE:

- Restaurants & Cafes
- Cinemas
- Open Theatre
- Others

## UPDATES ON SAWARY PROJECT


 West Carrefour, Alexandria  
Location

**420** Acres  
Area

### 1<sup>ST</sup> DEVELOPMENT AXIS BY NUCA



#### RESIDENTIAL TOWERS PROJECT

**60** Acres Area

**64** No. of Towers

**130-280** sqm Units Area

**3,068** No. of Housing Units


#### VILLAS PROJECT

**57** Acres Area

**310** No. of Villas

### 2<sup>ND</sup> DEVELOPMENT AXIS BY NUCA, ARMED FORCES ENGINEERING AUTHORITY & NO. OF INVESTORS

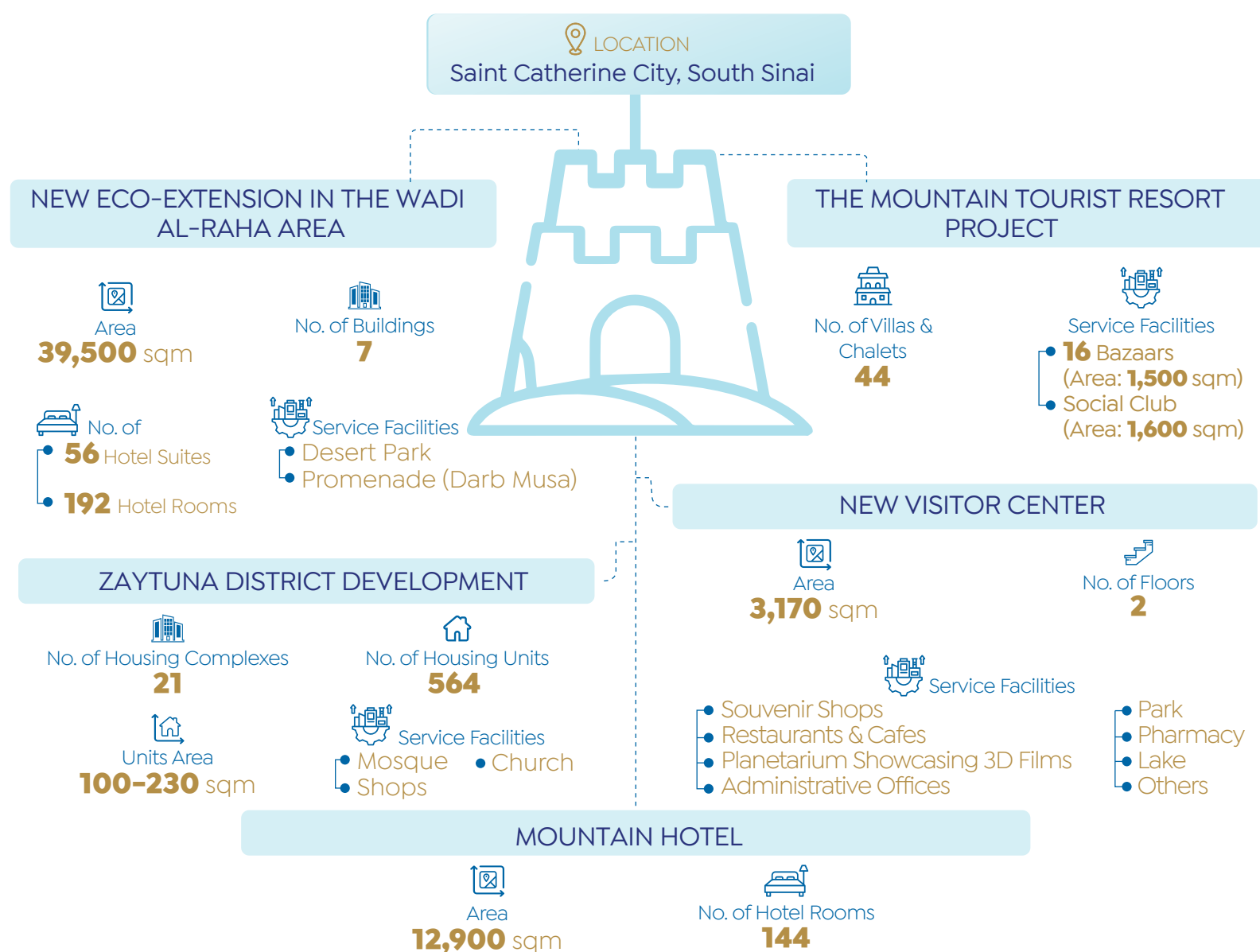


#### "TOGETHER WE BUILD THE FUTURE" INITIATIVE

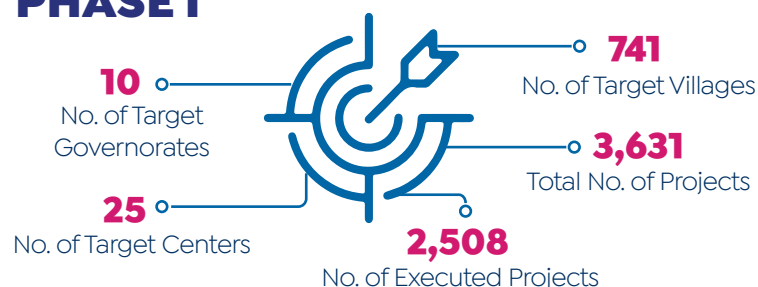
**60** No. of Target Plots

**250** Acres Area

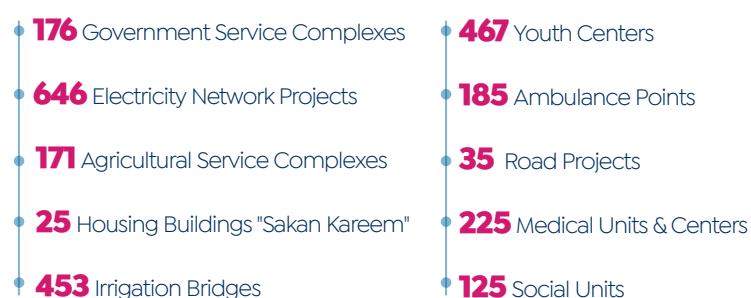
## PROGRESS OF THE GREAT TRANSFIGURATION PROJECT



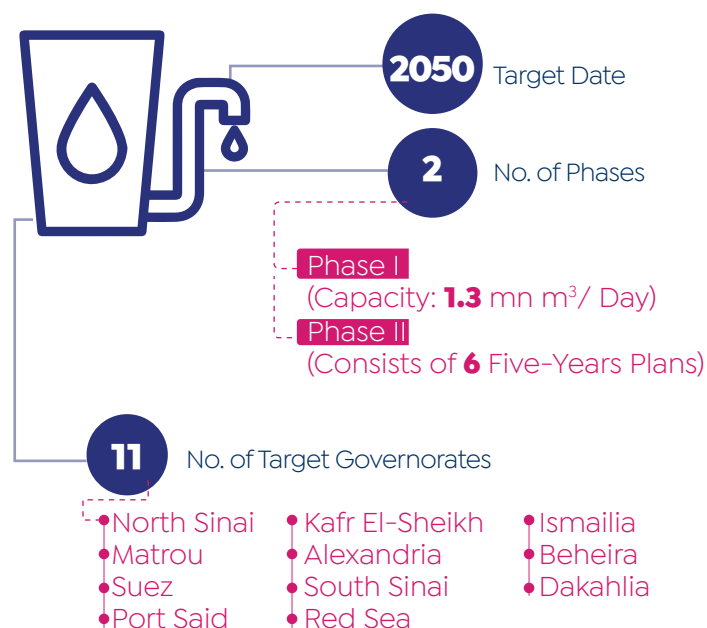
## HAYAH KARIMA INITIATIVE "PHASE I"



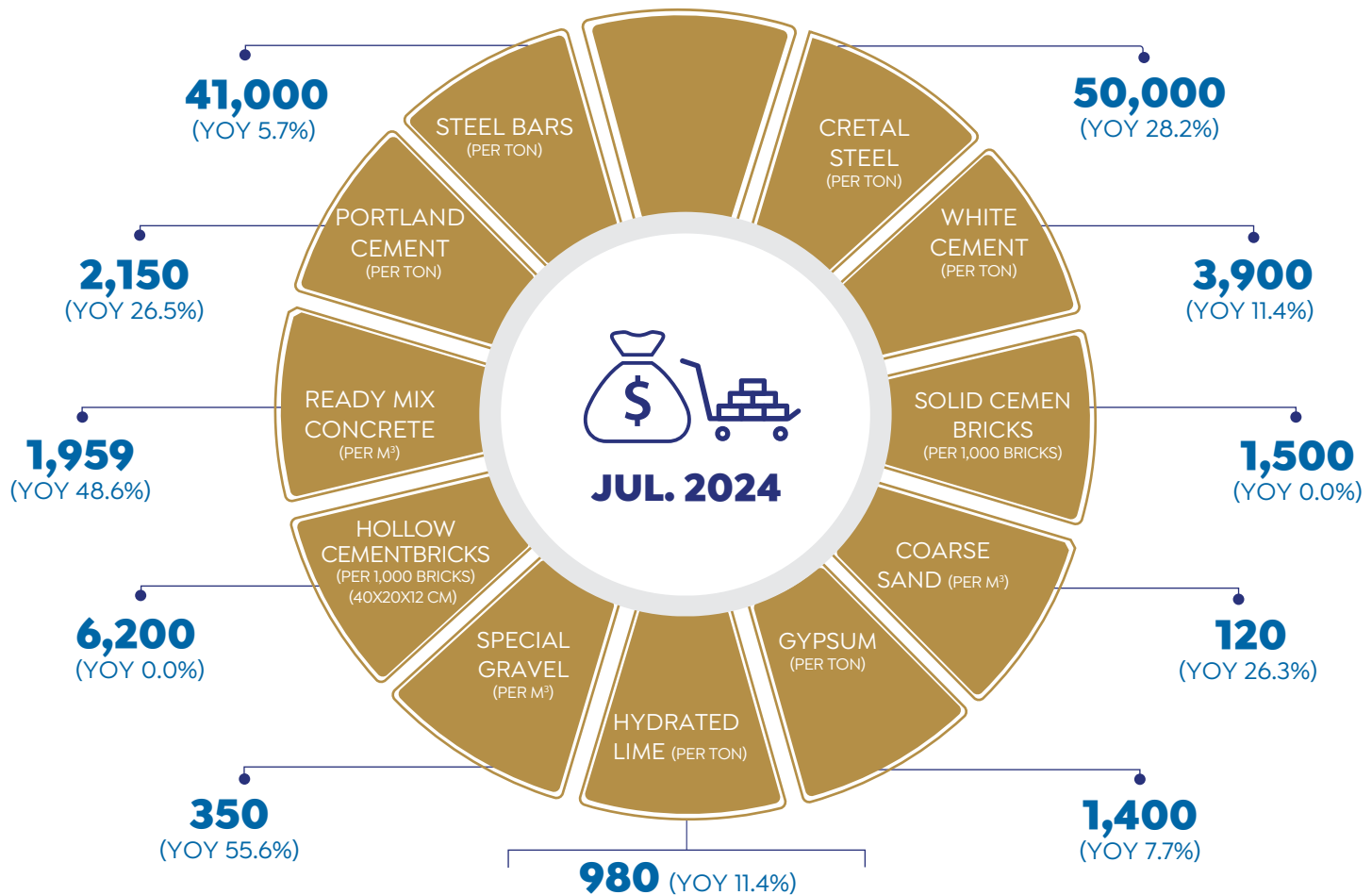
### EXECUTED PROJECTS



## SEAWATER DESALINATION STRATEGY



## PRICES OF CONSTRUCTION MATERIALS (EGP)

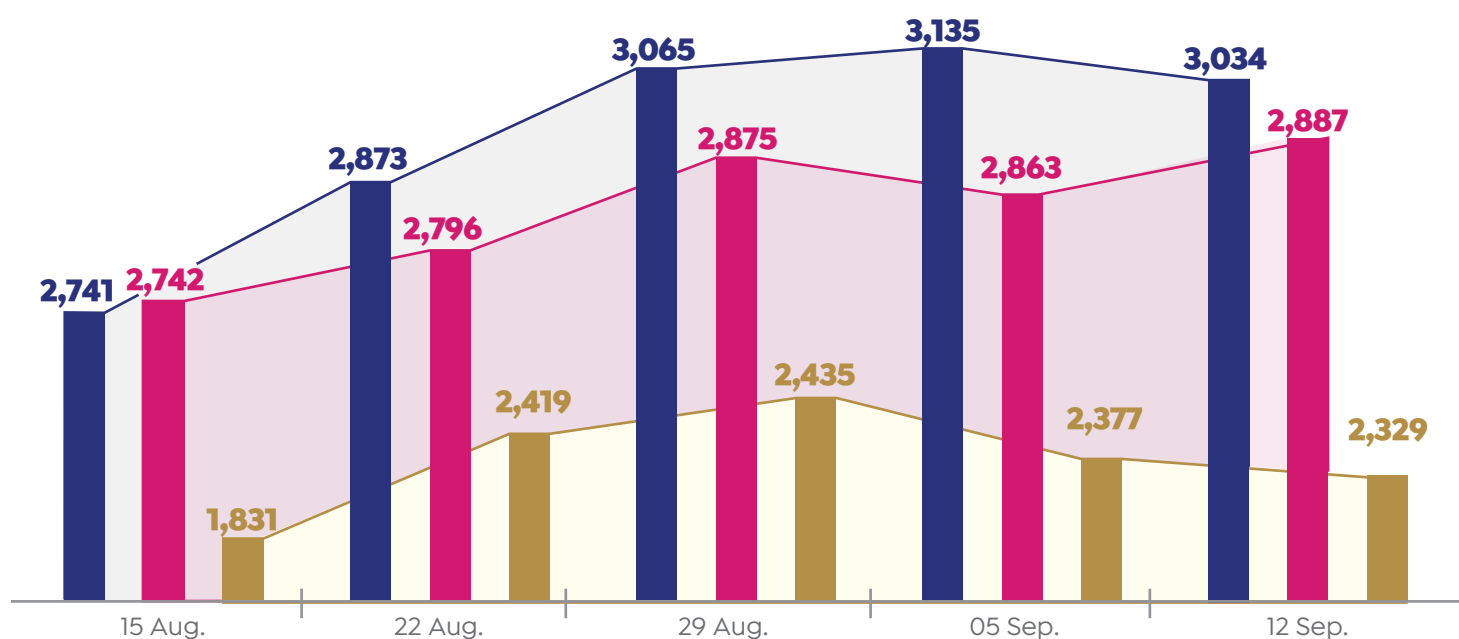


## PERFORMANCE OF REAL ESTATE, CONSTRUCTION & BUILDING MATERIALS' INDICES IN EGX

REAL ESTATE

CONTRACTING & CONSTRUCTION ENGINEERING

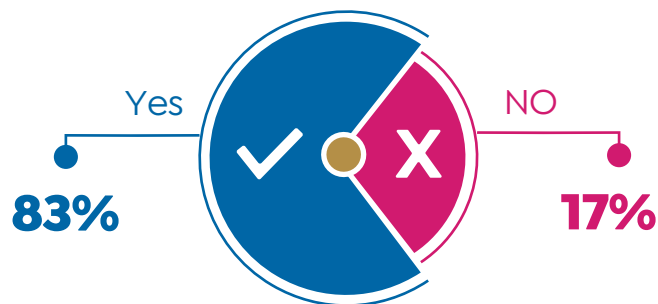
BUILDING MATERIALS




Source: MHUC & EGX

## MONTHLY SURVEY (PURCHASING POWER)

### DESIRE TO PURCHASE



### ABILITY TO PURCHASE



### MOST SUITABLE PAYMENT METHODS



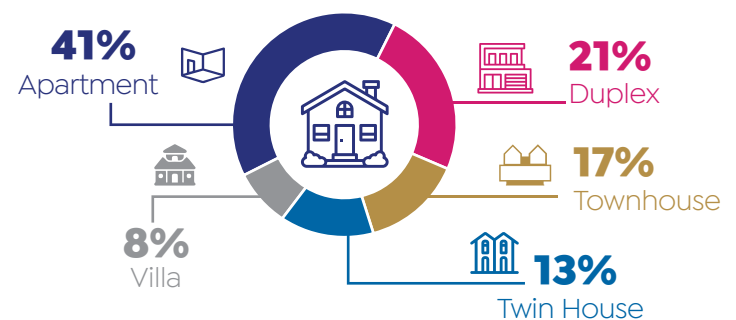
### OPTIMUM PAYMENT PLANS (YRS)



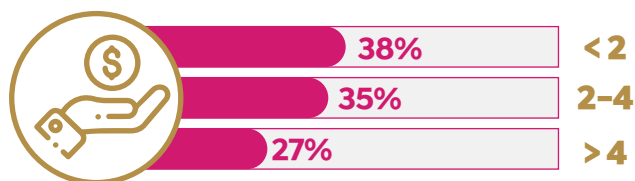
### HIGH-DEMAND UNIT TYPES



### HIGH-DEMAND RESIDENTIAL UNIT TYPES



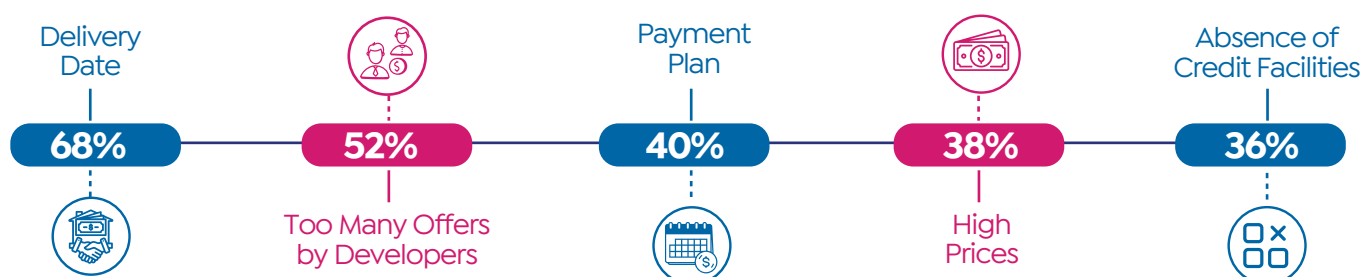
### PREFERRED PRICES (MN)



### EXPECTED FUTURE PRICES



### OBSTACLES FACING POTENTIAL BUYERS



Source: Invest-Gate R&amp;A



# **NEW CITIES**

UPDATE



# NEW CITIES Updates 2024



## NEW ADMINISTRATIVE CAPITAL (NAC)

### CENTRAL BUSINESS DISTRICT


**20**

NO. OF TOWERS

#### ► 10 MIXED-USE TOWERS


**806,000** sqm  
AREA

**80-175** m  
HEIGHT

#### ► CRESCENT TOWERS


**4** Connected Towers  
NO. OF TOWERS

 Up to **64** m  
HEIGHT

#### ► 5 RESIDENTIAL TOWERS


**102,000** sqm  
AREA

**152-200** m  
HEIGHT

**1,700**  
NO. OF HOUSING UNITS

#### ► ICONIC TOWER


**266,000** sqm  
AREA

**400** m  
HEIGHT


NO. OF FLOORS

**40** Floors for Administrative Units  
**10** Floors for Hotel Apartments (**52** Apartments)  
**30** Floors for Hotel (**183** Rooms)

### CAPITAL PARK


**1,000** Acres+  
AREA

**10** km+  
LENGTH

### CAPITAL RESIDENCE (R3)


**1,016** Acres  
AREA

**8**  
NO. OF  
NEIGHBOORHOUDS

**24,130**  
NO. OF HOUSING UNITS


INCLUDE

**697** Residential Buildings (**19,944** Housing Units)  
**328** Villas  
**157** Townhouses (**624** Housing Units)  
**64** Mixed Residential Buildings  
 (**2,560** Housing Units)  
**9** Mixed-Use Buildings (**674** Housing Units)

## NEW GARDEN CITY (R5)

**885** Acres  
AREA**385**  
NO. OF BUILDINGS**21,494**  
NO. OF HOUSING UNITS**513**  
NO. OF COMMERCIAL UNITS**456**  
NO. OF VILLAS

## NEW ALAMEIN CITY

**48,000** Acres  
TOTAL AREA**5,512** Acres  
AREA OF INDUSTRIAL ZONE**40,000**  
TOTAL NO. OF SOCIAL HOUSING UNITS

## PHASE I

**14,500** Acres  
AREA**126**  
NO. OF DEVELOPMENT PROJECTS**5 (2,630 Units)**  
NO. OF TOWERS IN SOUTH AREA**23 (6,000 Residential, Commercial & Administrative Units)**  
NO. OF BEACH TOWERS

## ► DELIVERY PLAN

**3,600** (Downtown, Sakan Masr & Distinguished Housing)  
NO. OF DELIVERED UNITS BEFORE AUG.2024**1,238**  
NO. OF DELIVERED UNITS DURING AUG.2024  
— **519** in Beach Towers  
— **208** in Latin Area  
— **511** in Mazarine Compound (**83** Villas, **300** Chalets & **128** Housing Units)

## ► COMPLETION &amp; DELIVERY PLAN TILL JUN.2025

NO. OF EXECUTED HOUSING UNITS  
**11,549** (Latin Area, Downtown & Mazarine Compound)  
— **5,000** (Housing For All Egyptians Initiative)NO. OF DELIVERED UNITS  
**8,000** (Latin Area, Downtown & Mazarine Compound)  
— **2,000** (Social Housing, Sakan Masr & Distinguished Housing)

## HOUSING FOR ALL EGYPTIANS INITIATIVE FOR MIDDLE-INCOME

**83**  
NO. OF UNDERWAY BUILDINGS**1,992**  
NO. OF UNDERWAY HOUSING UNITS

## ► SERVICE FACILITIES

Commercial Market

Medical Unit

Playground

Nursery

School

## NEW OCTOBER CITY

## HOUSING FOR ALL EGYPTIANS INITIATIVE

**154,000**NO. OF DELIVERED HOUSING  
UNITS**86**NO. OF UNDERWAY & EXECUTED  
SERVICE PROJECTS

INCLUDE

**15** Nurseries**14** Medical Units**3** Youth Centers  
Police Complex**20** Schools  
**27** Commercial Markets**5** Playgrounds  
Social Club

## SHROUK CITY

## SAKAN MASR

**105**

NO. OF BUILDINGS

**2,520**

NO. OF HOUSING UNITS

**2,100**

NO. OF DELIVERED UNITS

## PRIMARY SCHOOL

Neighbourhood No. 8  
LOCATION**5,670** sqm  
AREAGround & **3** Floors  
NO. OF FLOORS**33** Classrooms  
CAPACITYUnderway with Very Advanced Completion Rate  
CURRENT STATUS

## BADR CITY

## RESIDENCE FOR NAC'S EMPLOYEES



NO. OF BUILDINGS

**196** "Phase II"**295** "Phase III"

NO. OF HOUSING UNITS

**4,704** "Phase II"**7,080** "Phase III"

## HOUSING FOR ALL EGYPTIANS INITIATIVE

## ► DISTINGUISHED HOUSING UNITS

 **92**  
NO. OF BUILDINGS

 **2,208**  
NO. OF HOUSING UNITS

 **92%**  
COMPLETION RATE

## ► MIDDLE-INCOME UNITS

 **44**  
NO. OF BUILDINGS


 **1,056**  
NO. OF HOUSING UNITS

 **66%**  
COMPLETION RATE

## 10TH OF RAMADAN

## HOUSING FOR ALL EGYPTIANS INITIATIVE

## ► GREEN BUILDINGS

 NO. OF BUILDINGS  
**109** in Zagazig District  
**90** in Regional Services Area

 NO. OF HOUSING UNITS  
**2,130** in Zagazig District  
**1,842** in Regional Services Area

## ► PRESIDENTIAL INITIATIVE FOR MIDDLE-INCOME

 **Regional Services Area**  
LOCATION

 **68**  
NO. OF BUILDINGS

 **1,632**  
NO. OF HOUSING UNITS

## NEW CAIRO

## HOUSING FOR ALL EGYPTIANS INITIATIVE

 **3<sup>rd</sup> Settlement**  
LOCATION

 **222**  
NO. OF BUILDINGS

 **5,328**  
NO. OF HOUSING UNITS

 **90–120 sqm**  
UNITS AREA

 **Underway**  
CURRENT STATUS

## 15TH MAY CITY

### HOUSING FOR ALL EGYPTIANS INITIATIVE

#### ► LOW-INCOME



**Al-Narges**  
LOCATION



**465**  
NO. OF BUILDINGS



**11,160**  
NO. OF HOUSING UNITS

#### ► MIDDLE-INCOME



**Al-Krnfl**  
LOCATION



**91**  
NO. OF BUILDINGS



**2,184**  
NO. OF HOUSING UNITS

## WEST QENA

### SAKAN MISR



**30**  
NO. OF BUILDINGS



**720**  
NO. OF HOUSING UNITS



**84%**  
COMPLETION RATE

### COMPLETION RATE OF INFRASTRUCTURE



**88%**  
ROAD PROJECTS



**91%**  
WATER NETWORK



**90%**  
SANITATION NETWORK



**73%**  
IRRIGATION NETWORK



**92%**  
WATER PURIFICATION STATION

## NEW QENA

### HOUSING FOR ALL EGYPTIANS INITIATIVE

#### ► SITE OF 23 BUILDINGS



**552**  
NO. OF HOUSING UNITS



**90 sqm**  
UNITS AREA



**97.5%**  
COMPLETION RATE

#### ► SITE OF 5 BUILDINGS



**180**  
NO. OF HOUSING UNITS



**75 sqm**  
UNITS AREA



**83%**  
COMPLETION RATE



# **PRIVATE REAL ESTATE PROJECTS**

## UPDATE



Updates 2024



# PRIVATE REAL ESTATE PROJECTS



## NEW RESIDENTIAL PROJECTS / 5 PROJECTS

### LUMIA LAGOONS

Developer: Dubai Developments



**R8, NAC**  
LOCATION



**37 Acres**  
AREA



SUPPLY VOLUME

Unit Types: Studios, Two-Bedroom, Three-Bedroom, Lagoon Garden House & Lagoon Sky House

Units Area: Start -> **54** sqm

Schools, Commercial Hubs, Hotels, Mosques, Medical Facilities, 4,800-sqm Sports Club, Restaurant, Cafes, Kids' Area, Parking & Others

### GÜL

Developer: Harva Developments



**October Gardens**  
LOCATION



**2028**  
COMPLETION DATE



**EGP 1.5 bn**  
INVESTMENTS



SUPPLY VOLUME

No. of Buildings: **18**

Units Area: **90-180** sqm

Commercial Area, Mosque & Social Club



**2025**  
CONSTRUCTION DATE

### BEGONIA RESIDENCE

Developer: Menassat Developments



**New Cairo**  
LOCATION



**25 Acres**  
AREA



Each Building: Ground & **4** Floors  
NO. OF FLOORS

Source: Developers' Official Statements

### ZAYARD NORTH STRIKE

Developer: Palmier Developments



**New Sheikh Zayed City**  
LOCATION



**20 Acres**  
AREA



**Luxury Villas & Twin Houses**  
UNIT TYPES



within **4** Yrs  
DELIVERY DATE

### ACACIA

Developer: Al Rashed Developments



**October Gardens**  
LOCATION



**8 Acres**  
AREA



SUPPLY VOLUME

No. of Buildings: **12**

No. of Units: **230**

Units Area: **130-195** sqm

Gym, Spa, Shopping Mall, Kids' Area, Garage & Mosque



## NEW COASTAL PROJECTS / 6 PROJECTS

### MALAGA

Developer: Maalem Group



Sidi Abdel Rahman,  
North Coast  
(Kilo **124**)  
LOCATION



**105 Acres**  
AREA



Close to EGP **20 bn**  
INVESTMENTS



SUPPLY VOLUME  
Unit Types: Chalets & Villas  
No. of Units: **1,800**  
Green Spaces, Landscapes  
& Water Features

### OGAMI

Developer: SODIC



Ras El Hekma,  
North Coast  
LOCATION



**440 Acres**  
AREA



**1,900**  
NO. OF UNITS



**2029**  
COMPLETION DATE

### REMAL NORTH COAST

Developer: Mezyan Real Estate Development



Ras El Hekma,  
North Coast  
LOCATION



**63,000 sqm**  
AREA



Within **3 Yrs** from  
Contract Date  
DELIVERY DATE



SUPPLY VOLUME  
Unit Types: Chalets,  
Duplexes, Twin Houses  
& Villas  
No. of Units: **300**  
Units Area: **65-300 sqm**

### SANSA

Developer: Premier Development



North Coast (Kilo **82**)  
LOCATION



**12 Acres**  
AREA



EGP **1.5 bn**  
INVESTMENTS



Within **3 Yrs**  
DELIVERY DATE



SUPPLY VOLUME  
Smart City, Swimming  
Pools & Crystal Lagoon  
Lakes

### WANAS

Developer: Master Group



North Coast  
LOCATION



SUPPLY VOLUME  
Studios, Chalets & Hotel-  
Style Units

Hotel, Shopping Mall,  
Aqua Park & Crystal  
Lagoon

### LAVERTA BAY

Developer: Al-Safwa Development



Ras El Hekma, North  
Coast  
LOCATION



**18 Acres**  
AREA



SUPPLY VOLUME  
Each Building: Ground  
Floor Gardens & **2 Floors**



## NEW ADMINISTRATIVE PROJECTS / 1 PROJECT

### SELA BUSINESS HUB

Developer: Rwabet Developments



Financial District, NAC  
LOCATION



6,000 sqm  
AREA



SUPPLY VOLUME  
Ground & 7 Floors

No. of Offices: 300

Units Area: Start -> 50 sqm



EGP 4 bn+  
INVESTMENTS



## NEW MIXED-USE PROJECTS / 8 PROJECTS

### SUD PIXEL

Developer: Safwa Urban Development (SUD)



Fifth Settlement  
LOCATION



3,678 sqm  
AREA



SUPPLY VOLUME  
Commercial & Administrative  
Units  
2 Basements, Ground & 6 Floors  
1<sup>st</sup> Floor for Commercial Units &  
5 Floors for Administrative Units

### STONE CAPITAL

Developer: Emerald Developments



MU23, NAC  
LOCATION



6,600 sqm  
AREA



EGP 3 bn  
INVESTMENTS



Commercial, Administrative  
& Medical Units  
UNIT TYPES

### RÊVE DU NIL

Developer: NOVARA Real Estate Development



Maadi Corniche  
LOCATION



SUPPLY VOLUME  
Residential, Commercial,  
Administrative & Hotel Units  
Ground & 20 Floors

### LA PASSAGE D'ANCHOR

Developer: Anchor Developments



NAC  
LOCATION



SUPPLY VOLUME  
Commercial, Medical &  
Administrative Units

Underground, Ground  
& 2 Floors

### JUNO PLAZA

Developer: DOROOB Development



Sheikh Zayed City  
LOCATION



30,000 sqm  
AREA



SUPPLY VOLUME  
Commercial &  
Entertainment Spaces

## CUADRO MALL

Developer: El Khalifa Group

Sheikh Zayed City  
LOCATION5,500 sqm  
AREAEGP 500 mn+  
INVESTMENTSEGP 1.5 bn  
EXPECTED SALES VALUEWithin 36 Months  
from Commencement  
COMPLETION & DELIVERY  
DATESUPPLY VOLUME  
Administrative & Commercial  
Units  
Ground & 2 Floors  
No. of Units: 110  
Units Area: 24-600 sqm

## NEW PROJECT (NAME N/A)

Developer: Home Group Developments in  
partnership with Saudi Arabia's Aseel GroupNew Cairo  
LOCATIONEGP 1 bn+  
INVESTMENTSwithin 3 Yrs  
DELIVERY DATESUPPLY VOLUME  
Commercial, Adminis-  
trative & Medical Units  
2 Underground, Ground  
& 6 Floors

## NEW PROJECT (NAME N/A)

Developer: Mass Developments

New Cairo  
LOCATION30,600 sqm  
AREAEGP 22 bn  
INVESTMENTS

## PROJECTS UNDERWAY / 19 PROJECTS

## THE CAPITAL

Developer: Wady Valley Developments

10th of Ramadan City  
LOCATION7.5 Acres  
AREAEGP 2 bn  
INVESTMENTSSUPPLY VOLUME  
No. of Units: 124 VillasCURRENT STATUS  
Starting the Construction  
of Phase I

Launching Phase II

Smart Compound, Green  
Spaces, Commercial Mall,  
Restaurants, Kids' Area,  
Supermarket, Gym & Others

## RUE DE RIVOLI

Developer: Anchor Developments

NAC  
LOCATION10,815 sqm  
AREAGround & 2 Floors  
NO. OF FLOORSLaunching Phase II  
CURRENT STATUS

## LASIRENA OYOUN MOUSA

Developer: Lasirena Group

Ras Sedr  
LOCATION**97 Acres**  
AREA

SUPPLY VOLUME

**500-m** Beachfront, Green Spaces Beachfront, Swimming Pools, Commercial Services Zone, Playgrounds & Aqua Park

## LASIRENA BAY RESORT

Developer: Lasirena Group

Ras Sedr  
LOCATION**160 Acres**  
AREA

SUPPLY VOLUME

**650-m** Beachfront, Green Spaces, Swimming Pools, Commercial Services Zone, Sandy Beach, Fishing Marina, Hotel & Recreational Areas

## LAVENTO RESORT

Developer: Lasirena Group

Ras Sedr  
LOCATION**120 Acres**  
AREA**2025**  
COMPLETION DATE  
OF PHASE I

SUPPLY VOLUME

**850-m** Beachfront, Swimming Pools, Entertainment Zone, Cafes, Kids' Area & Playgrounds

## GOLDEN HUB

Developer: Golden View Developments

New Cairo  
LOCATION**10,000 sqm**  
AREASales of Phase I is  
Nearing Completion  
CURRENT STATUS

SUPPLY VOLUME

Commercial, Medical  
& Administrative UnitsGround & **3 Floors**

## INIZIO

Developer: Zaytoun Development

NAC  
LOCATION**10,500 sqm**  
AREA**180**  
NO. OF UNITS**95%**  
CONSTRUCTION RATE

## UNI TOWER 1 &amp; UNI TOWER 2

Developer: UC Developments

NAC  
LOCATIONEach Tower:  
**11,000 sqm**  
BUAEGP **2 bn+**  
INVESTMENTSEach Tower: Ground  
& **10 Floors**  
NO. OF FLOORS**90%**  
COMPLETION RATE  
OF CONCRETE WORK**2025**  
COMPLETION DATE

## PYRAMIDS PLAZA MALL

Developer: Frimo Developments

**3,250 sqm**  
AREALaunching New Phase  
CURRENT STATUS

## AROMA AIN SOKHNA

Developer: Residence Developments

Ain Sokhna (Kilo **34** on  
Ain Sokhna-Suez Road)  
LOCATION**85** Acres  
AREA**4**  
NO. OF PHASESEGP **6 bn+**  
INVESTMENTSCURRENT STATUS  
Phase I & II have been Delivered  
Construction of Phase III is Completed  
Completion Date of Phase III: End-**2024**

## EPIC COMPLEX

Developer: Egy Holding Developments

NAC  
LOCATION**13,100** sqm  
AREAInternal Finishing  
Rate: **80%**  
CURRENT STATUSSUPPLY VOLUME  
Commercial, Administrative,  
Medical & Hotel Units  
No. of Floors: **9**

## MORAYA

Developer: Edge Stone

R8, NAC  
LOCATION**25** Acres  
AREA**4**  
NO. OF PHASESEGP **1 bn**  
ACHIEVED SALESEGP **4 bn+**  
TARGET SALES BY  
END-2024CURRENT STATUS  
Phase I is Sold out  
Construction Rate: **70%**SUPPLY VOLUME  
No. of Units: **1,050**  
Residential Units Area: **154-310** sqm  
Administrative & Commercial Mall

## NAIA BAY

Developer: Naia Development

Ras El Hekma, North  
Coast  
LOCATION**470,400** sqm  
AREAVillas, Twin Houses,  
Townhouses & Chalets  
UNIT TYPES**2025**  
DELIVERY DATE OF  
PHASE I**720** (Residential Units)  
& **250** (Hotel Units)  
NO. OF UNITSCURRENT STATUS  
Launching New Luxurious  
Phase Featuring  
Standalone Villas Called  
"Fira"

## MENORCA ZAYED

Developer: Mardev Developments

New Zayed  
LOCATION**40.5** Acres  
AREAVarious Villas  
UNIT TYPES**2025**  
CONSTRUCTION DATE

## ALVA

Developer: Harva Developments

October Gardens  
LOCATION4,000 sqm  
AREAEGP 1.5 bn  
INVESTMENTSGround & 2 Floors  
SUPPLY VOLUME

## ALBUROUJ

Developer: IMKAN Mistr

New Heliopolis  
LOCATIONEGP 1.6 bn  
INVESTMENTS

## 3 NEW RESIDENTIAL ZONES

192,073 sqm  
AREA86,892 sqm  
BUA348  
NO. OF UNITSTwin Houses, Townhouses  
& Standalone Villas  
UNIT TYPESWithin 24 Months  
COMPLETION DATE

## LA VITA 4

Developer: La Vita Development

North Coast  
LOCATION6 Acres  
AREASUPPLY VOLUME  
No. of Units: 750Swimming Pools, Kids'  
Areas, Gym, Mosque &  
Aqua ParkDELIVERY DATE  
Phase I: Within 2.5 Yrs  
Phase II: Within 3 Yrs

## SHERATON 2

Developer: IMS Developments

Sheraton, Heliopolis  
LOCATIONSales Rate of  
Phase I: 50%  
CURRENT STATUS

## KOUN

Developer: Mabany Edris Company

North Coast  
(Kilo 201)  
LOCATION110 Acres  
AREASUPPLY VOLUME  
Unit Types: Villas, Twin Houses,  
Townhouses & Chalets  
No. of Units: 1,500



# **ECONOMIC** SNAPSHOT

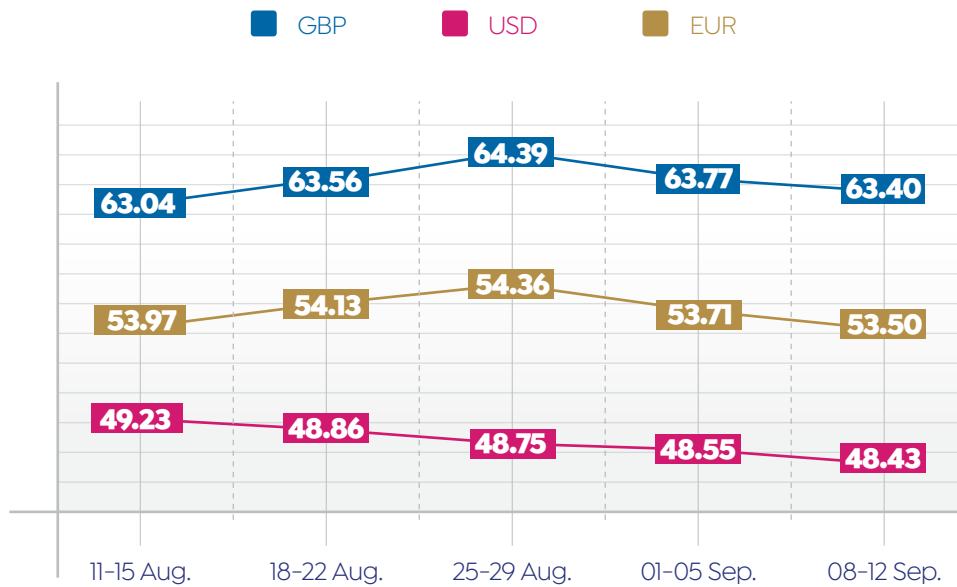
# 04

Updates 2024

## ECONOMIC SNAPSHOT

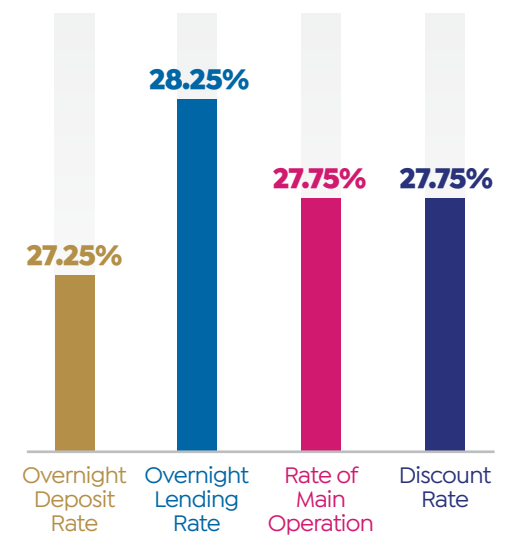


### EXCHANGE RATES

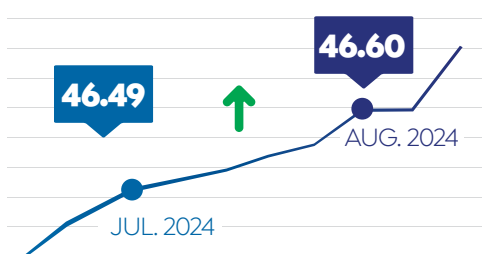


### INTEREST RATES

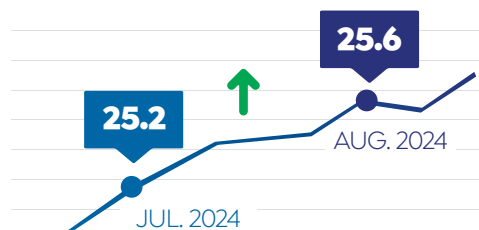
\* MPC Meeting was Held on Sep. 05, 2024



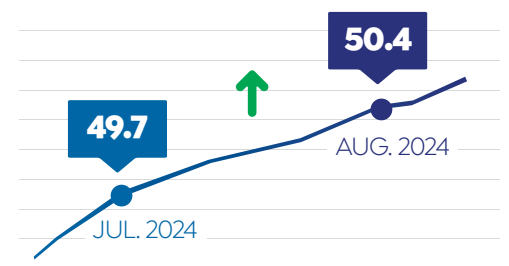
### NET INTERNATIONAL RESERVES (USD BN)



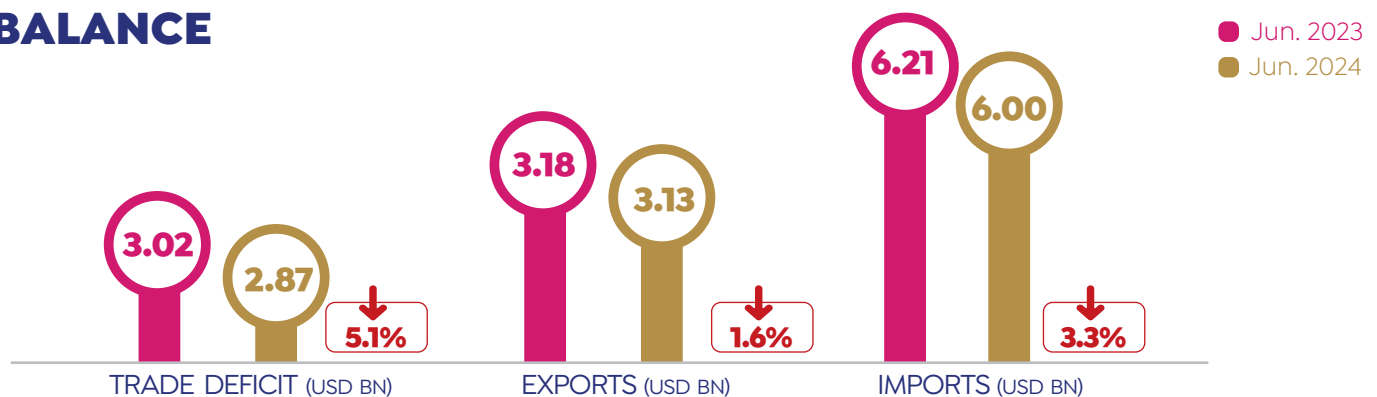
### ANNUAL HEADLINE INFLATION RATE (%)



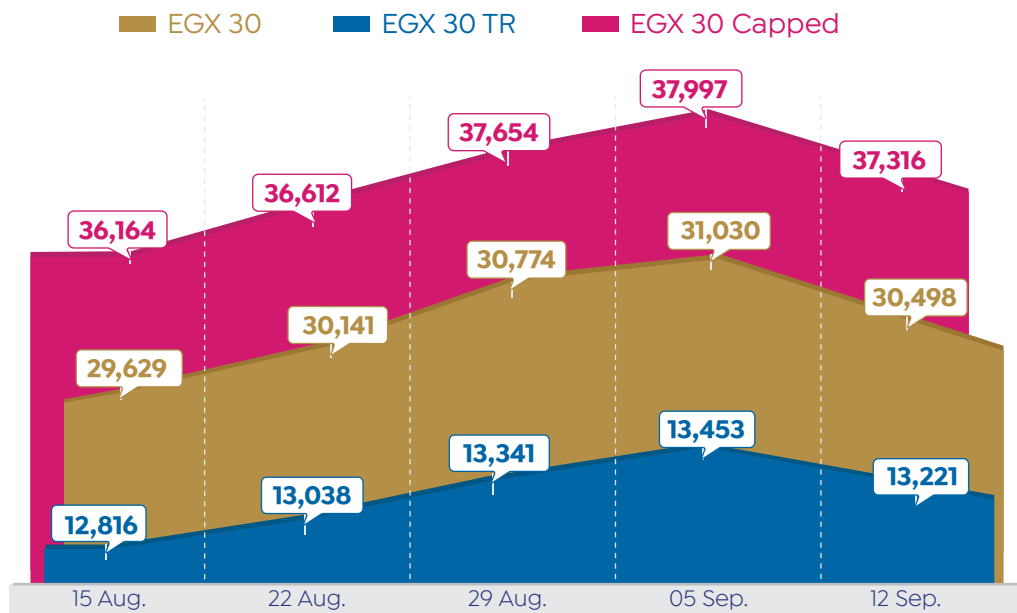
### PURCHASING MANAGERS' INDEX (PMI)



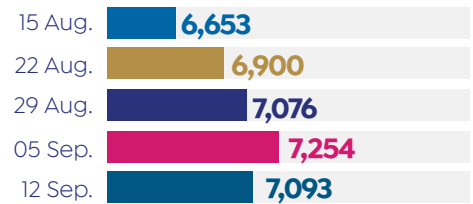
### TRADE BALANCE



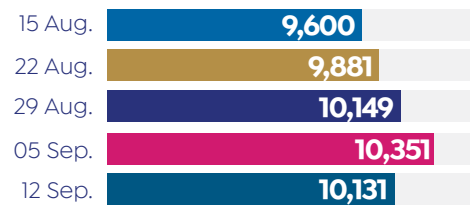
## EGX INDICATORS



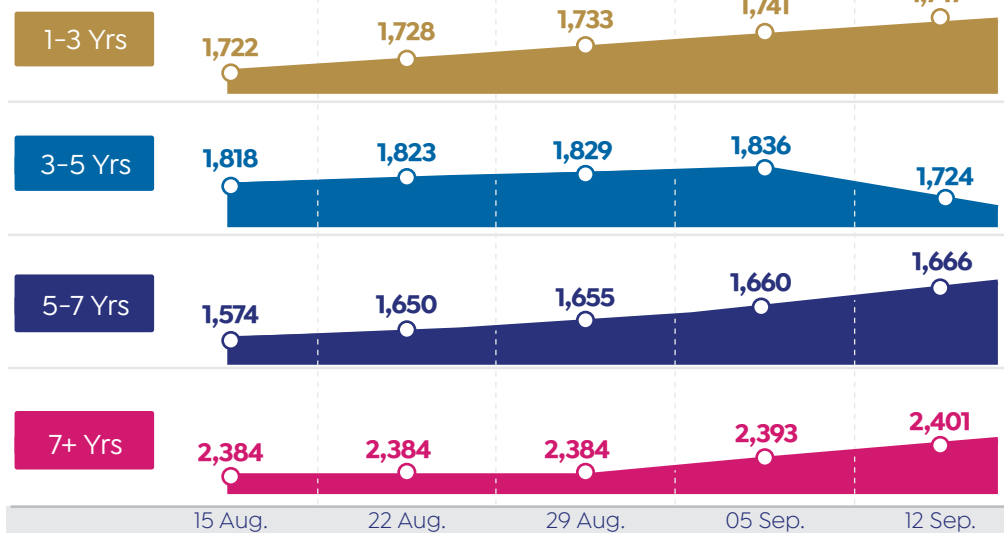
### EGX 70 EWI



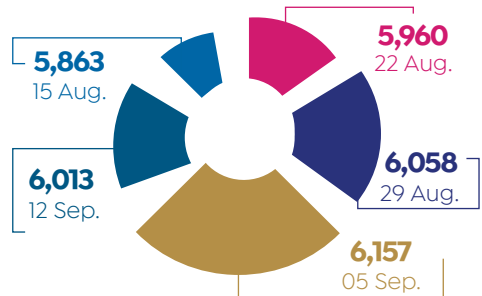
### EGX 100 EWI



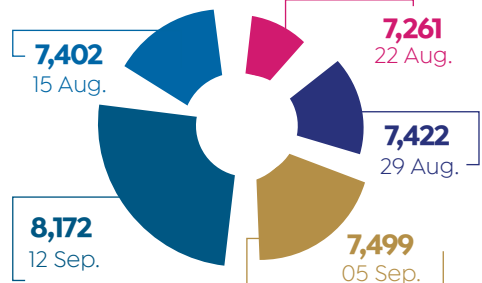
### T-BOND



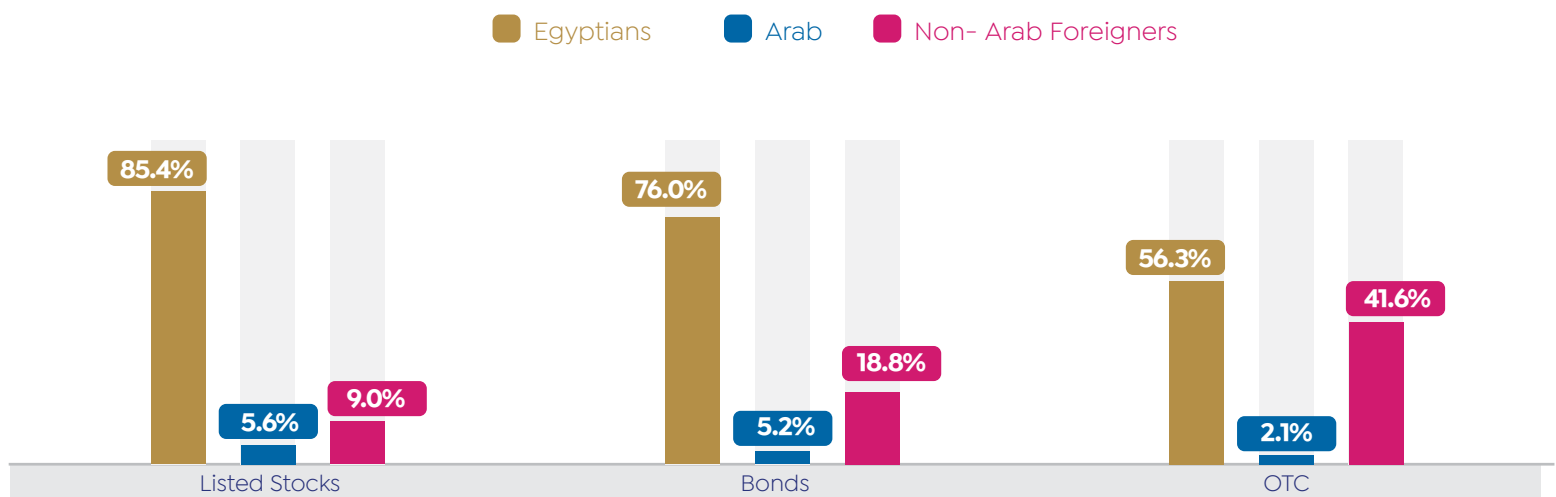
### SP/EGX ESG



### TAMAYUZ



## TOTAL INVESTORS' TRADING ACTIVITIES BY MARKETS DURING AUG. 2024 (INC. DEALS)\*



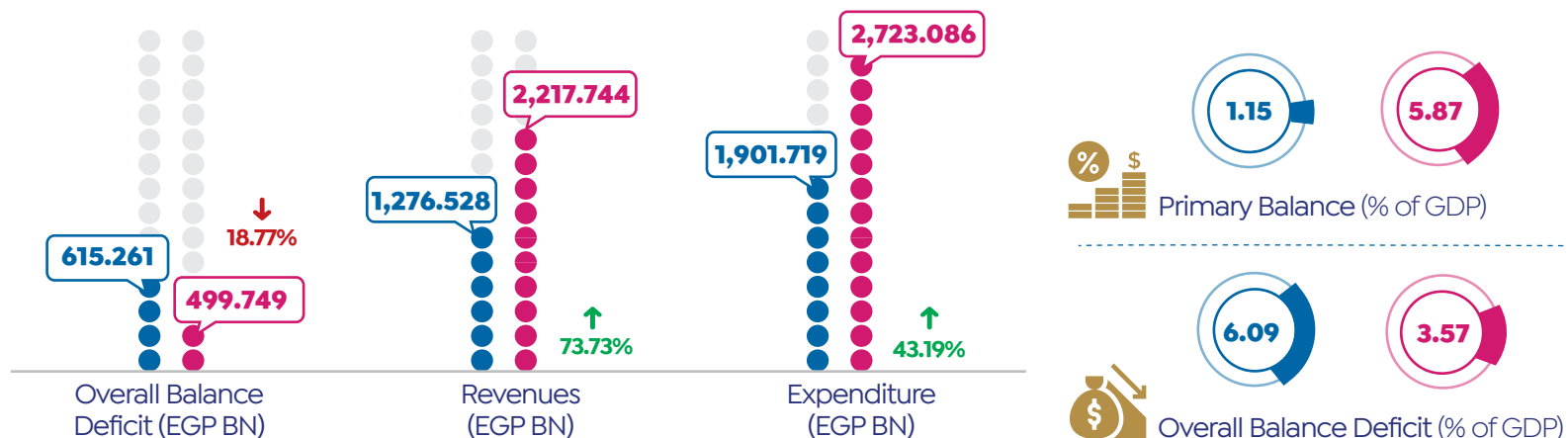
\* Total Buy + Sell

Source: EGX

## FISCAL SECTOR PERFORMANCE

Jul.-May (FY 2022/23)

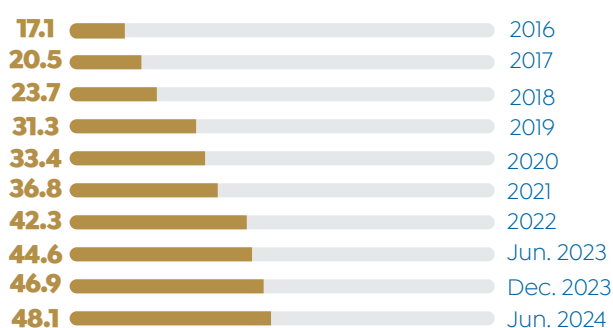
Jul.-May (FY 2023/24)



## FINANCIAL INCLUSION INDICATORS



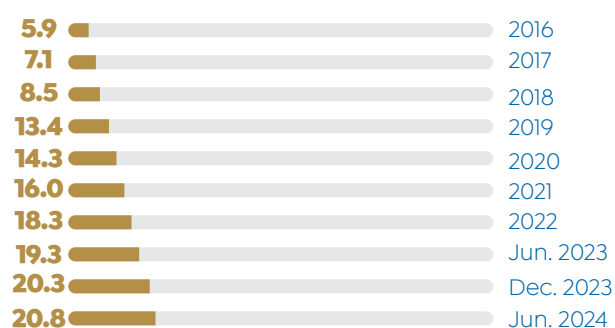
No. of Citizens Who Own Transactional Accounts (16 Years and above) (MN)



181% Growth Rate (2016 - Jun. 2024)



No. of Females Who Own Transactional Accounts (MN)



252% Growth Rate (2016 - Jun. 2024)



No. of Citizens Who Own Transactional Accounts (16-35 Years Old) (MN)



51% Growth Rate (2020 - Jun. 2024)

## REMITTANCES OF EGYPTIANS WORKING ABROAD (USD BN)

