

# MARKET WATCH

BY DINA EL BEHIRY

SEPTEMBER  
2021



# REAL ESTATE

MARKET  
UPDATES

# REAL ESTATE MARKET UPDATES

## HOUSING MINISTRY STRATEGY

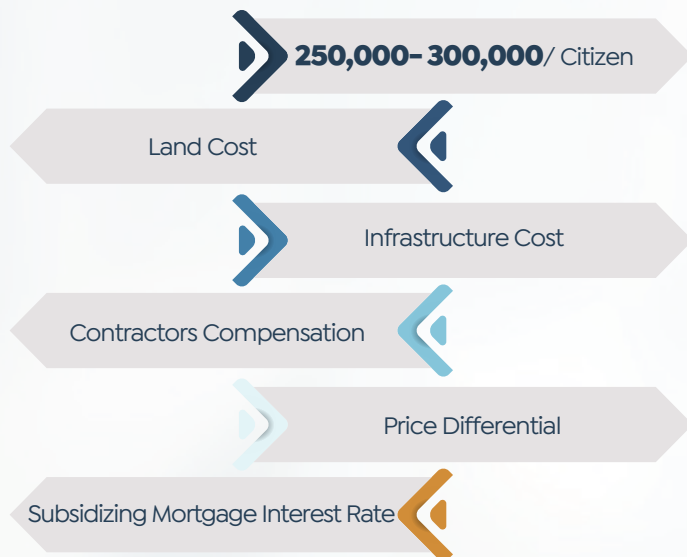
### SOCIAL HOUSING PROGRAMS



Cash Support

**5,000– 60,000/ Citizen**

Cashless Support



\*Each Citizen Affords **40:50%** of Total Unit Cost

### MORTGAGE



No. of Beneficiaries  
**371,000**

Investments  
**EGP 38 bn**



New Presidential Initiative

**3% Down Payment**

**Installments over 30 Yrs**

## NATIONAL HOUSING PLAN

Annual Population Density

**2– 2.5 mn**

Required Housing Units Annually

**500,000– 600,000**



Housing Shortage

**2.5 mn (Until 2014)**

**Developing 152,000 Acres in Unplanned Areas**

### No. of Executed Housing Units

Time Period  
1976– 2005

**1.25 mn**  
(42,000 Annually)

Time Period  
2005– 2014

**383,000**  
(48,000 Annually)

Time Period  
2014– 2021

**1.5 mn**  
(225,000 Annually)

**230,000 Land Plots (1.7 mn Units)**

**120,000– 150,000 Available Units in Partnership with Private Sector**

## STRATEGIES TO FACE POPULATION DENSITY



## PROGRESS OF EXECUTED PROJECTS



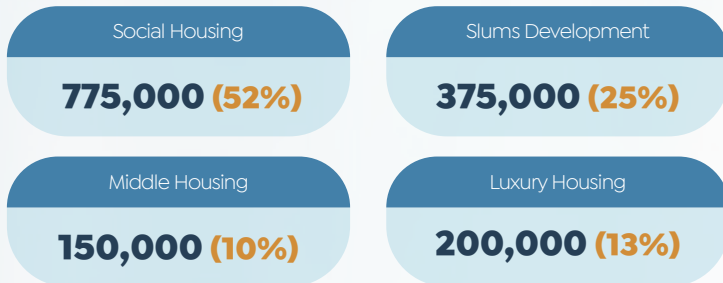
Target No. of Housing Units

**2.24 mn**

**Time Period: by 2024**

Source: Ministry of Housing, Utilities & Urban Communities

## No. of Executed &amp; Underway Housing Units



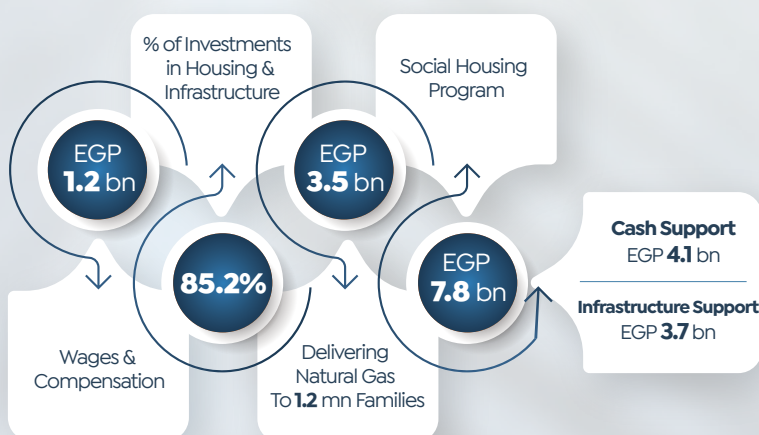
## EXPENDITURE ON HOUSING SECTOR (EGP BN)



## INVESTMENTS OF HOUSING SECTOR (EGP BN)



## FY 2021/22 BUDGET ITEMS



## HOUSING FOR ALL EGYPTIANS 2

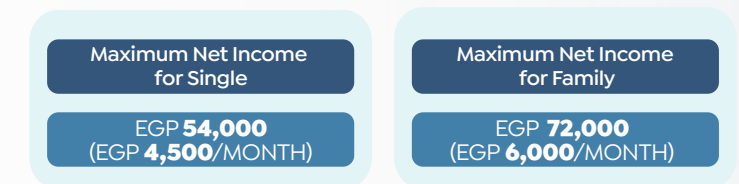


Reservation Date

**August 8- 14: Special Needs****August 15- September 9: All Citizens**

## INCOME CATEGORIES

## Low-Income



## Middle-Income



## UNITS FOR IMMEDIATE DELIVERY



Areas

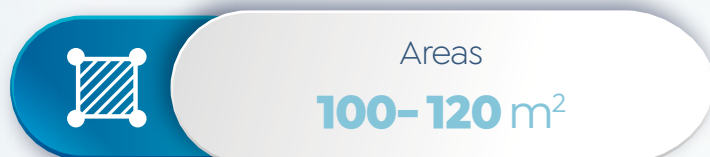
**75-90 m<sup>2</sup>**

Location

Ismailia ,Minya ,Sharqiya ,Sohag ,Qena ,Alexandria ,Mounifya ,Kafr El- Sheikh ,Aswan ,Gharbiya ,Luxor ,Beheira ,Matrouh ,Fayoum ,Beni Suef ,Assiut ,Wadi Al Gaded ,North Sinai ,Damietta



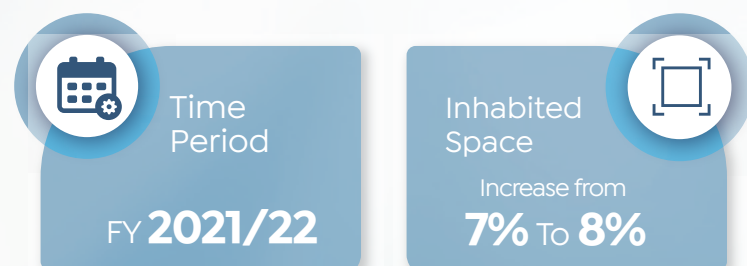
## UNITS FOR DELIVERY IN 36m



## Location

Badr, Capital Gardens, 15<sup>th</sup> of May, 6<sup>th</sup> of October, October Gardens, Nasser, 10<sup>th</sup> of Ramadan, New Aswan, New Alamein, New Minya New Rashid, New Beni Suef, Hurghada, Port Fouad

## URBAN DEVELOPMENT &amp; ENVIRONMENTAL IMPROVEMENT



\*Allocate Not Less Than The Third of Investments for Urban Development in Upper Egypt & Regional Provinces

\*Urban Expansion To Accommodate 10 mn Individuals

\*Energy Rationalization & Expand Usage of Clean Energy

\*Unplanned & Unsafe Areas & Slums Development

\*Heritage Revival

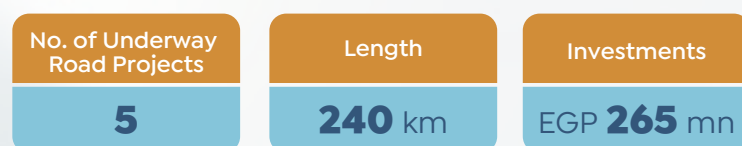
## DEVELOPMENT PROJECTS



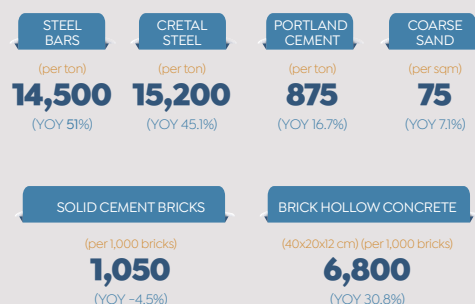
## ROAD NETWORKS



## FY 2021/22 PLAN



## PRICES OF CONSTRUCTION MATERIALS (JULY 2021) (EGP)



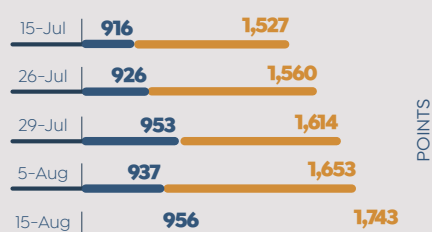
## REAL ESTATE &amp; CONSTRUCTION STOCK MARKETS INDEXES PERFORMANCE IN EGYPT (2021)



Real Estate



Construction &amp; Materials



## ONLINE MONTHLY SURVEY (%)

What type of property are you looking for in the New Administrative Capital (NAC)?

**60%**

Residential

**36%**Commercial/  
Administrative**4%**

Medical

Source: Cabinet ,MPED ,NUCA, Egyptian Exchange (EGX) ,Invest-Gate R&A & Ministry of Housing, Utilities & Urban Communities



# NEW CITIES UPDATE

# NEW CITIES UPDATE

## HOUSING MINISTRY'S PROGRESS IN NEW CITIES



East Cairo (10 New Cities)  
LOCATION



Since **2014** Until Now  
TIME PERIOD



EGP **111** bn  
TOTAL INVESTMENTS



EGP **97** bn (**6** Cities)  
INVESTMENTS OF OLD GENERATION CITIES



INVESTMENTS  
BREAKDOWN

EGP **62** bn  
in Housing Sector for 300,000 Units

EGP **18.5** bn  
in Road Networks

EGP **24.3** bn  
in Infrastructure Sector

EGP **6.5** bn in Services Sector for **618** Service Buildings

## INAUGURATED PROJECTS



LOCATION

Badr

15<sup>th</sup> of May

New Cairo

New Obour



**67,000** (Housing for All Egyptians Initiative)  
NO. OF UNITS

## BADR CITY



**2014- 2021**  
TIME PERIOD



EGP **22.5** bn  
REHABILITATION INVESTMENTS



INVESTMENTS  
BREAKDOWN

EGP **13** bn  
in Housing Sector  
for 72,000 Units

EGP **2** bn  
in Road Networks

EGP **6.5** bn  
in Infrastructure Sector

EGP **1** bn  
in Services Sector

## NAC'S EMPLOYEES RESIDENCES



**9,024**  
NO. OF UNITS (PHASE I)



**4,704**  
NO. OF UNITS (PHASE II)

## SOCIAL HOUSING



**3,720**  
NO. OF UNITS AT 5<sup>TH</sup> & 7<sup>TH</sup> DISTRICTS (PHASE I)



**14,400**  
NO. OF UNITS AT 5<sup>TH</sup> & 7<sup>TH</sup> DISTRICTS (PHASE II)

## MIDDLE HOUSING PROJECTS



**2,928**  
NO. OF UNITS AT VARIOUS AREAS



**17,804**  
NO. OF UNITS AT VARIOUS AREAS

Source: NUCA & Ministry of Housing, Utilities & Urban Communities

15<sup>th</sup> OF MAY CITY**2014- 2021**  
TIME PERIOD**EGP 7.8 bn**  
REHABILITATION INVESTMENTSINVESTMENTS  
BREAKDOWN**EGP 5 bn**  
in Housing Sector  
for 27,500 Units**EGP 300 mn**  
in Services Sector  
for 30 Projects**EGP 2 bn**  
in Infrastructure Projects  
for 36 Projects**EGP 500 mn**  
in Road Networks for  
21 Projects, with Total  
Length of 143 km

## SOCIAL HOUSING

**1,512**  
NO. OF UNITS

## DAR MISR

**1,260**  
NO. OF UNITS

## NEW CAIRO

**2014- 2021**  
TIME PERIOD**EGP 28 bn**  
REHABILITATION INVESTMENTSINVESTMENTS  
BREAKDOWN**EGP 14 bn**  
in Housing Sector  
for 50,600 Units**EGP 7.5 bn**  
in Road Networks**EGP 6 bn**  
in Infrastructure Sector**EGP 500 mn**  
in Services Sector  
for 23 Buildings

## JANNA

**1,260**  
NO. OF UNITS (PHASE I)SAKAN MISR  
(AL ANDALOUS)**1,920**  
NO. OF UNITS  
(PHASE I)SAKAN MISR  
(NORTHERN SOKHNA ROAD)**1,488**  
NO. OF UNITS

## NEW OBOUR CITY

**2014- 2021**  
TIME PERIOD**EGP 13 bn**  
REHABILITATION INVESTMENTSINVESTMENTS  
BREAKDOWN**EGP 12 bn**  
in Housing Sector  
for 58,400 Units**EGP 200 mn**  
in Services Sector  
for 39 Projects**EGP 200 mn**  
in Infrastructure Sector**EGP 600 mn**  
in Road Networks  
for 140 km in Length

## SOCIAL HOUSING

**10,824**  
NO. OF UNITS

## SAKAN MISR (PHASE I)

**696**  
NO. OF UNITS

Source: NUCA &amp; Ministry of Housing, Utilities &amp; Urban Communities



## HOUSING FOR ALL EGYPTIANS INITIATIVE

New Aswan City  
LOCATION

6,720

NO. OF EXECUTED &amp; UNDERWAY HOUSING UNITS



SUPPLY VOLUME

Coastal Villas Project

Tourist Walkway

Roman Theater

Other Services

## COASTAL VILLAS PROJECT

469 m<sup>2</sup>

VILLA'S AREA



77%

COMPLETION RATE

NO. OF EXECUTED &  
UNDERWAY VILLAS

149

(Fully-Finished)

66 Villas

Complete

61 Villas

Underway (70% Complete)

23 Villas

Underway (60% Complete)



SUPPLY VOLUME

Ground Floor

2 Upper Floors

Gardens

Overlooking The Nile

## TOURIST WALKWAY



750 m

SOUTHERN PART 1 LENGTH

Complete  
STATUS

1,450 m

PART 2 LENGTH

95% Complete  
STATUS

SUPPLY VOLUME

Anchorage Area

Shops

Restaurants

Bazaars

Sitting Areas

Parking Areas

Pedestrian Bridge



800 m

NORTHERN PART 1 LENGTH

Complete  
STATUS

1 km

PART 2 LENGTH

90% Complete  
STATUS

SUPPLY VOLUME

Anchorage Area

Pedestrian Tunnel

Pedestrian Bridge, Connecting The Anchorage Area & The  
Open Theater

Commercial Shops

Restaurants

Sitting &amp; Tent Area

Recreational Areas

Source: New Urban Communities Authority (NUCA) &amp; Ministry of Housing, Utilities &amp; Urban Communities

## ROMAN THEATER

 **5.5 Acres**  
AREA

 **3,000**  
AUDIENCE CAPACITY

 Encompass **300** Cars  
PARKING AREA

## NEW NASSER CITY UPDATES

## SAKAN MISR

 **2,640**  
NO. OF UNITS

 Agricultural Work & Worksite: **Ongoing**  
STATUS

## HOUSING FOR ALL EGYPTIANS

 **1,584**  
NO. OF UNITS

 SUPPLY VOLUME

Medical Unit

Nursery

Commercial Market

Police Station

Firefighting Unit

## ELEMENTARY EDUCATION SCHOOL

 **33**  
NO. OF CLASSROOMS

 **Ongoing**  
STATUS

## INFRASTRUCTURE &amp; ROAD NETWORKS

 **1,490** for Buildings Plots & **491** for Villas Plots  
NO. OF LAND PLOTS

 Infrastructure Work is Done  
STATUS

## POTABLE WATER PROJECT

 **35 Acres**  
AREA

 **25,000 m<sup>3</sup>/Day**  
CAPACITY (PHASE I)

 **70%**  
COMPLETION RATE

## JANNA

 **6<sup>th</sup> of October City**  
LOCATION

 **155 Acres**  
AREA

 **6,720 (280 Buildings)**  
NO. OF UNITS

 **100– 150 m<sup>2</sup>**  
UNIT AREAS

 **End- 2021**  
EXPECTED DELIVERY DATE

 **84%**  
COMPLETION RATE

 Road, Electricity, Worksite & Finishing Works: **Ongoing**  
STATUS

## NEW BORG AL ARAB CITY

 <b>47,000</b> Acres AREA	<b>30,000</b> Acres Urban Segment	<b>350</b> Acres Alexandria University	<b>200</b> Acres Egypt Japan University	<b>10</b> Acres Technology University
	<b>10</b> Acres Senghor University	<b>126</b> Acres Wholesale Market, Phase I-> 33 Acres		

## NEW ROAD NETWORK

 <b>8</b> km LENGTH	 Connecting New Borg Al Arab City & Alexandria/Matrouh Coastal Road LOCATION
 EGP <b>500</b> mn INVESTMENTS	 Designs Review is Ongoing STATUS

## SAKAN MISR UNITS DELIVERY

 <b>720</b> NO. OF UNITS FOR DELIVERY	 October Gardens LOCATION	 August <b>8</b> - September <b>8</b> DELIVERY DATE
-----------------------------------------------------------------------------------------------------------------------------	-----------------------------------------------------------------------------------------------------------------	---------------------------------------------------------------------------------------------------------------------------------------------

## PLOTS ALLOCATION

 New Damietta City LOCATION
 NUCA Approves Land Offering for Investment Purposes STATUS

Area (m<sup>2</sup>)

7,024

1,333

4,550

Target Activity

School

Recreational Activity

Warehouse

## SANITATION PROJECT (MAIN TREATMENT PLANT)

 New Nubariya City LOCATION
 Arab Contractors Company RESPONSIBLE AUTHORITY
 EGP <b>324</b> mn INVESTMENTS
 <b>22,000</b> m3/Day CAPACITY
 <b>28,500</b> m3/Day TARGET CAPACITY
 Concrete & Finishing Work: Ongoing STATUS

Source: NUCA ,October Gardens Development Authority ,New Damietta Development Authority ,New Nubariya Development Authority & Ministry of Housing, Utilities & Urban Communities



# **PRIVATE REAL ESTATE PROJECTS**

## UPDATE



# Private Real Estate Projects Update



## NEW RESIDENTIAL PROJECTS

### SCENE 7 (PHASE III)

Developer: Akam Developments



LOCATION

R7 District, NAC



AREA

**40** Acres



INVESTMENTS

EGP **4.5** bn



TARGET SALES (PHASE III)

EGP **890** mn



TOTAL SALES

EGP **1** bn (Phase I)  
EGP **650** mn (Phase II)

#### SUPPLY VOLUME

International & Local Sport Academies

Stadiums

Private Covered Halls

Sports Mall

Commercial Mall

Social Club

Swimming & Covered Pools

Gymnasium

Theatre

Art Workshops

### NEW PROJECTS (NAME N/A)

Developer: Arabesque Development



LOCATION

New Cairo & NAC



TARGET SALES

EGP **1** bn+



## NEW COMMERCIAL PROJECTS

### KANYON BUSINESS COMPLEX

Developer: Deyar Misr Properties (DMP)



LOCATION

Downtown, NAC



TOTAL SELLING AREA

**12,000** m<sup>2</sup>



INVESTMENTS

EGP **300** mn

#### SUPPLY VOLUME

Specialized Commercial & Administrative Building

Source: Developers' Official Statements

## PAGODA BUSINESS COMPLEX (LAST PHASE)

Developer: Akadia Developments



LOCATION

Downtown, NAC



TOTAL AREA

**2,144 m<sup>2</sup>**



AREA (LAST PHASE)

**1,100 m<sup>2</sup>**



RECORDED SALES

EGP **380 mn**  
(Since its Launch in March)



TARGET SALES

EGP **500 mn**  
(in 2M)



EXCAVATION START DATE

June



CONSTRUCTIONS START DATE

End-August



DELIVERY DATE

End-**2023**

### SUPPLY VOLUME

Ground & **10** Floors

**2** Floors (Last Phase)

Medical Administrative Commercial Mall

## TIFFANY BUSINESS PARK (PHASE I)

Developer: Pillarz Developments



LOCATION

MU23 Area, NAC



AREA

**5,412 m<sup>2</sup>**



TARGET SALES

EGP **500 mn**

### SUPPLY VOLUME

Commercial Units

Units Area: **65 - 231 m<sup>2</sup>**

Medical Units

Units Area: **51 - 223 m<sup>2</sup>**

Administrative Units

Units Area: **51 - 223 m<sup>2</sup>**

Ground & **7** Floors

**2** Garages

Restaurants

Landscape (**70%** of Area)

Central Air Conditioning

Security Services

Maintenance Services

Wi-Fi

Smart Ventilation System

Meeting Rooms

Source: Developers' Official Statements



## Projects Underway

### CAPITAL PRIME BUSINESS PARK

Developer: Royal One Developments



LOCATION

NAC



NEWS

The Company Receives The Luxury Lifestyle Award for The Project

#### SUPPLY VOLUME

<b>61</b> Administrative Units	(Areas Start from <b>43</b> m <sup>2</sup> )
<b>45</b> Commercial Units	(Areas Start from <b>38</b> m <sup>2</sup> )
<b>21</b> Medical Units	(Areas Start from <b>22</b> m <sup>2</sup> )

### RONZA TOWER

Developer: Khaled Sabry Holding



LOCATION

NAC



AREA

**11,000** m<sup>2</sup>



DELIVERY DATE

**Q4 2024**



NEWS

The Project's Land Plot is Received in August

Phase I is Sold Out

Phase II is Open for Sale & Expected To Be Sold out by August-End

Phase III is Expected To Be Launched in **Q4 2021**

Commercial Units Will Be Semi-Finished

Administrative, Medical & Hotel Units Will Be Fully Finished

#### SUPPLY VOLUME

A Ground & <b>10</b> Floors for Administrative, Commercial & Hotel Units & <b>3</b> Garages	
No. of Units: <b>220</b>	Units Area: <b>19- 80</b> m <sup>2</sup>

Source: Developers' Official Statements

## CREEK TOWN

Developer: Khozam Developments



LOCATION  
New Cairo



AREA  
**100** Acres



INVESTMENTS  
EGP **3** bn



NEWS

The Company Contracts with Okoplan for The Project's Landscaping Work

The Project's Construction To Commence by September

Phase I is Sold Out

Phase II Marketing To Begin Soon

Marketing of Commercial & Administrative Units To Start in October

### SUPPLY VOLUME

Villas & Apartments	Townhouses	Twin Villas	Golf Car & Security System
Green Spaces	Artificial Lakes	<b>2</b> Social Clubs	<b>10</b> -Acre Administrative Area

## GO HELIOPOLIS

Developer: Khozam Developments



LOCATION

Nozha Street, Heliopolis



AREA

**18,000** m<sup>2</sup>



DELIVERY DATE

Start: End-**2022**  
(Phase I)



DELIVERY DATE

End-**2023**  
(Phase II)



NO. OF UNITS

**1,000**  
(**2** Phases)



NEWS

The Company Contracts with Okoplan for The Project's Landscaping Work

80% of Units Are Sold Out

## QUAN ICONIC TOWER

Developer: Contact Developments



LOCATION

NAC



AREA

**10,531** m<sup>2</sup>



INVESTMENTS

EGP **1.5** bn



SUPPLY VOLUME

**25** Floors (Height: **100** m)  
Podium with Ground & **2** Floors for  
Commercial Use (Area: **35-900** m<sup>2</sup>)



NEWS

Phase I is Sold Out, with Contractual Sales of EGP 620 mn

Phase II To Be Launched Soon

Source: Developers' Official Statements



## STRIP MALL

Developer: MG Developments



### LOCATION

Blue Blue Sokhna Resort, Ain Sokhna



### AREA

**2,500 m<sup>2</sup>**



### INVESTMENTS

EGP **100 mn**



### NEWS

Previous Stages are Handed Over

Completion Rate in Blue Blue Resort Reaches 80%

The Company Completes Constructions of Strip Mall

Commercial Units are Offered for Lease

## SUPPLY VOLUME

Commercial Units	Surveillance Cameras	Entertainment Venues	Guarding System
(Area Starts from <b>20 m<sup>2</sup></b> )	Restaurants & Cafés	Clinics	Security

## ROCK COMPOUNDS

Developer: El-Batal Group



### NEWS

Rock Ville, Rock Vera & Rock Eden (Phase I) are Fully Delivered

The Projects have Achieved Investment Returns of Up To **25%**

The company is To Deliver **1,000** Units in The Projects in **2021**

## ROCK EDEN



### LOCATION

6<sup>th</sup> of October City



### AREA

**34 Acres**



### NO. OF UNITS

**859 & 87 Villas**  
(Apartments, Penthouses,  
Duplexes & Townhouses)



### UNITS AREA

**160– 320 m<sup>2</sup>**



### TARGET SALES

EGP **2 bn**

## ROCK VERA



### LOCATION

Fifth Settlement,  
New Cairo



### AREA

**11 Acres**



### NO. OF UNITS

**272**  
(Penthouses, Ground Units  
with Garden & Apartments)



### UNITS AREA

**153– 238 m<sup>2</sup>**



### TARGET SALES

EGP **1.4 bn**

Source: Developers' Official Statements

## ROCK VILLE



LOCATION  
Obour City



AREA  
**12 Acres**



NO. OF UNITS  
**101**  
(Twin Houses, Townhouses & Villas)



UNITS AREA  
**228- 533 m<sup>2</sup>**



TARGET SALES  
EGP **580 mn**

## VARIOUS PROJECTS

Developer: Misr Italia Properties



NEWS

The Company Achieves Sales of EGP **2.5 bn** in **2021**

It Aims To Record Total Contractual Sales of EGP **4 bn** in **2021**

## ALLURE 2.0



LOCATION  
Cairo Business Park,  
New Cairo



TOTAL AREA  
**78,000 m<sup>2</sup>**



NO. OF ADMINISTRATIVE BUILDINGS  
**42**



UNITS AREA  
**60- 290 m<sup>2</sup>**



STATUS  
**20 Buildings** were  
Delivered in **2020**

## IL BOSCO (THE PARK &amp; THE CLIFF)



LOCATION  
NAC



NO. OF BUILDINGS (THE PARK)  
**12**



TOTAL INVESTMENTS  
EGP **16 bn**

## VINCI (COMO LAKES &amp; IMPERIA GARDENS)



LOCATION  
NAC



NO. OF UNITS  
**818**



UNIT TYPES IN COMO LAKES  
Independent Villas, Twin Houses  
& Townhouses



UNIT TYPES IN IMPERIA GARDENS  
Residential Units

## IL BOSCO (LA NATURA &amp; LA VALLE)



LOCATION  
New Cairo



NO. OF VILLAS  
**220**



DELIVERY DATE  
**2025**

Source: Developers' Official Statements



# ECONOMIC SNAPSHOT

# ECONOMIC SNAPSHOT

## INTEREST RATES

Overnight Deposit Rate	8.25%
Overnight Lending Rate	9.25%
Rate of Main Operation	8.75%
Discount Rate	8.75%

\* MPC Meeting was Held on August 5

## FY 2021/22 BUDGET

### INVESTMENTS & EXPENDITURE (EGP BN)

■ Expenditure ■ Investments (EGP)

1	FY 2010/11	403.2	40.1
2	FY 2013/14	689.3	63.7
3	FY 2021/22	1,837.7	358.1

### INVESTMENTS ON HEALTH SECTOR (EGP BN)

FY 2010/11	4	FY 2013/14	4.9
FY 2021/22	26.4		

\* EGP 3 bn To Purchase Vaccines Since its Offering

\* Open Budget for Health Sector To Combat Coronavirus & Provide Vaccines

### EXPENDITURE ON SOCIAL SUPPORT (EGP BN)

104.1	FY 2010/11	191.5	FY 2013/14
283.4	FY 2021/22		

### ANNUAL HEADLINE INFLATION



JUNE 4.9% ↑ JULY 5.4%

### NET INTERNATIONAL RESERVES (USD BN)



JUNE 40.58 ↑ JULY 40.61

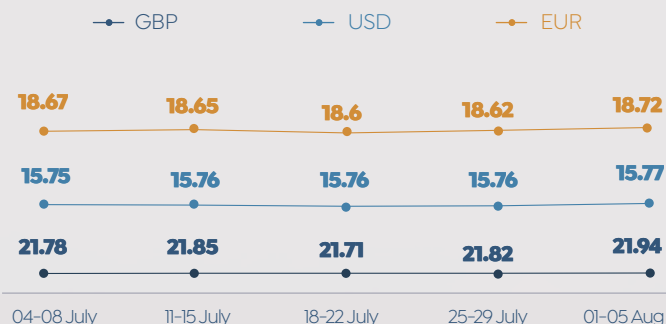
### PURCHASING MANAGERS' INDEX (PMI)



JUNE 49.9 ↓ JULY 49.1

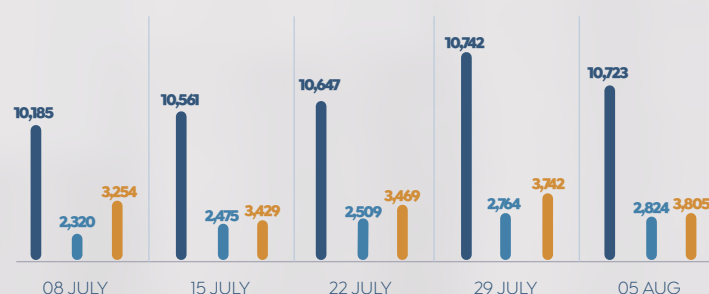


### EXCHANGE RATES



### CAPITAL MARKET INDICATORS

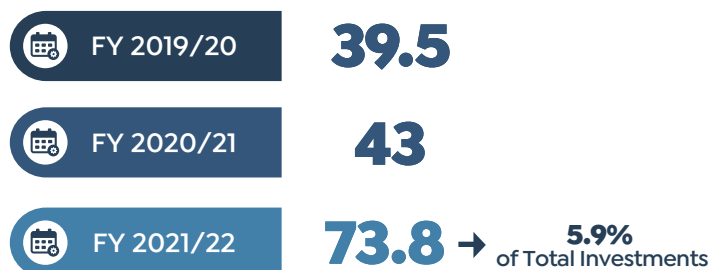
■ EGX 30 ■ EGX 70 EWI ■ EGX 100 EWI



Source: Central Bank of Egypt (CBE), Cabinet, Ministry of Finance, Central Agency for Public Mobilization & Statistics (CAPMAS), IHS Markit & EGX



## AGRICULTURE INVESTMENTS (EGP BN)



## EXPENDITURE ON EDUCATION SECTOR (EGP BN)



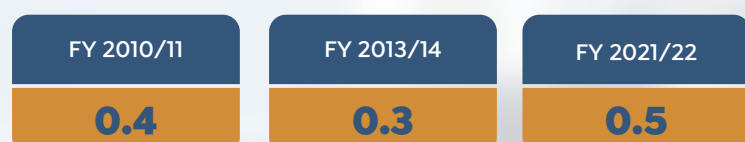
## INVESTMENTS ON EDUCATION SECTOR (EGP BN)




## EXPENDITURE ON ENVIRONMENTAL PROTECTION (EGP BN)



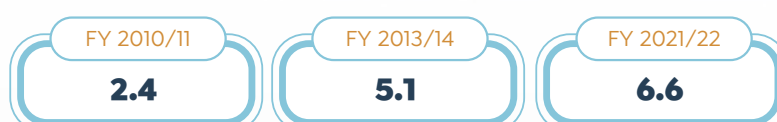
## INVESTMENTS ON ENVIRONMENTAL PROTECTION (EGP BN)



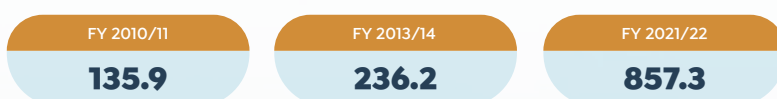
## EXPENDITURE ON YOUTH, CULTURE & RELIGIOUS ISSUES (EGP BN)



## INVESTMENTS ON YOUTH, CULTURE & RELIGIOUS ISSUES (EGP BN)



## EXPENDITURE ON PUBLIC SERVICES (EGP BN)



## INVESTMENTS ON PUBLIC SERVICES (EGP BN)



## EXPENDITURE ON ECONOMIC AFFAIRES (EGP BN)



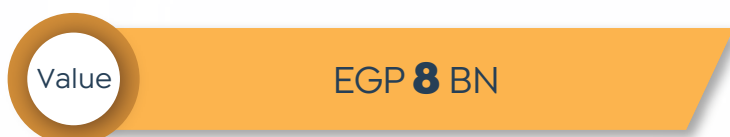
## INVESTMENTS OF ECONOMIC AFFAIRES (EGP BN)



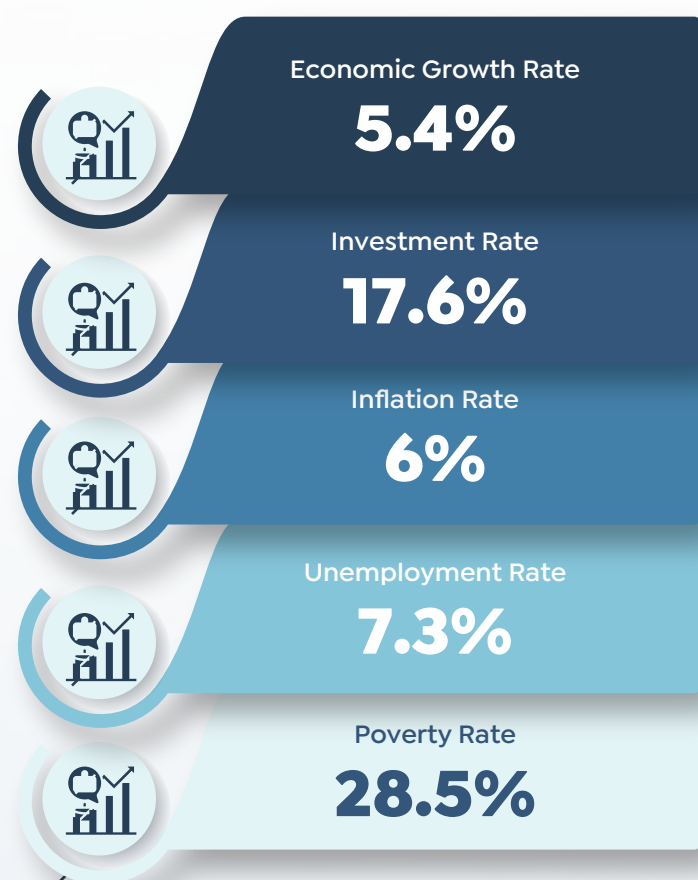
## WAGE ALLOCATIONS



## INVESTMENTS ON EXPORTS SUPPORT &amp; DEVELOPMENT



## EXPECTATIONS ON FY 2021/22

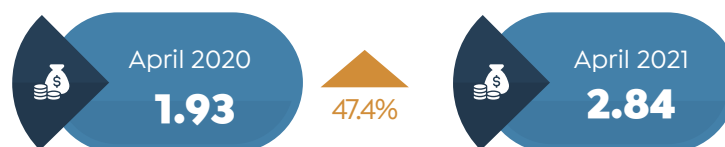


## OTHER INDICATORS

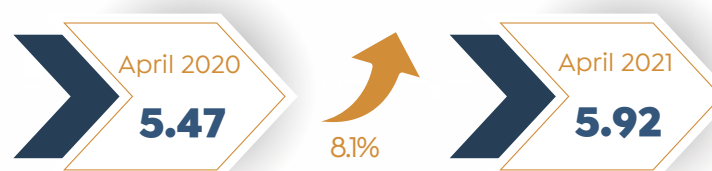
## TRADE DEFICIT (USD BN)



## EXPORTS (USD BN)



## IMPORTS (USD BN)



## MINIMUM MONTHLY WAGES FOR PRIVATE SECTOR'S EMPLOYEES



## IMF'S EXPECTATIONS ON EGYPT'S ECONOMY



## FORBES MIDDLE EAST SELECTS EGYPT AS 3RD BEST ARAB ECONOMY

Country	GDP in <b>2020 / 2021</b> (USD BN)	
Saudi Arabia	<b>701.5</b>	<b>804.9</b>
UAE	<b>354.3</b>	<b>401.5</b>
Egypt	<b>354.3</b>	<b>394.3</b>
Iraq	<b>172</b>	<b>190.7</b>
Qatar	<b>146</b>	<b>166</b>